

# NEW ZEALAND WINE INDUSTRY

## VINTAGE INDICATORS BY REGION 2014



**TOTAL** VOLUME OF GRAPES HARVESTED


**445,000 tonnes\*** **↑ 29%**

\* Estimated production figures based on the 2014 vintage survey.

### % of total harvest

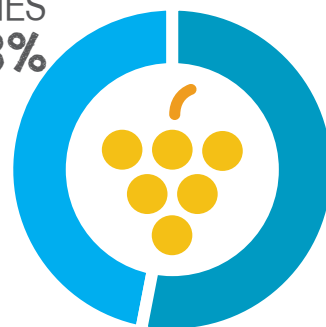
### tonnage per region

**Marlborough 329,572 tonnes**



### SHARE OF VINTAGE

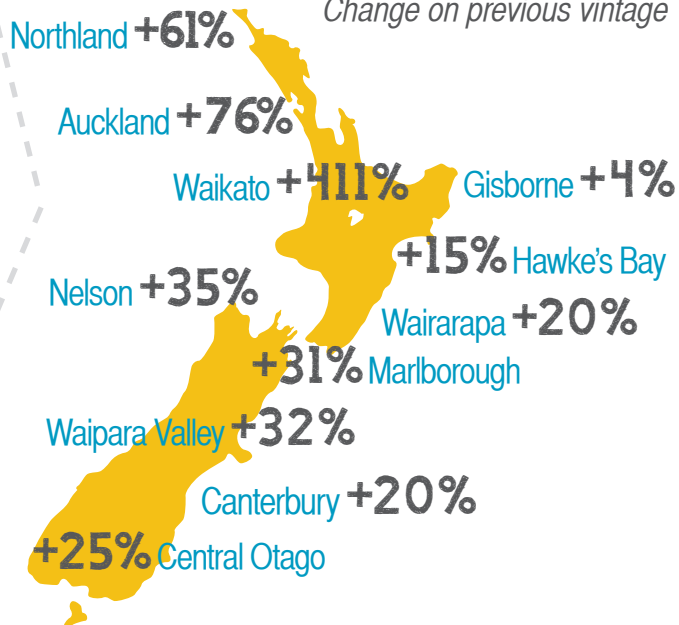
WINERIES  
**47.8%**



**52.2%**  
GROWERS

### ALL REGIONS 2014

*Change on previous vintage*



# NEW ZEALAND WINE INDUSTRY

## VINTAGE INDICATORS BY VARIETY 2014



**TOTAL** VOLUME OF GRAPES HARVESTED  
**445,000 tonnes\*** **↑ 29%**

### KEY VARIETIES

*percent of total production and total produced*

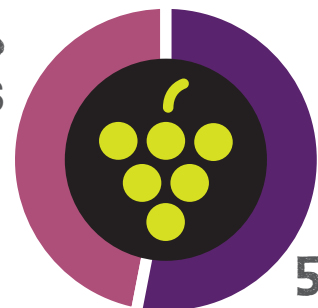


\* Estimated production figures based on the 2014 vintage survey.

- 1** Sauvignon Blanc **72.2%** 310,240 tonnes
- 2** Pinot Noir **8.5%** 36,499 tonnes
- 3** Chardonnay **6.7%** 28,985 tonnes
- 4** Pinot Gris **5.6%** 23,880 tonnes
- 5** Merlot **2.5%** 10,756 tonnes
- 6** Riesling **1.4%** 6,013 tonnes

### SHARE OF VINTAGE

47.8%  
WINERIES



52.2%  
GROWERS

### % CHANGE ON LAST YEAR

+1%



riesling

+7%



merlot

+7%



chardonnay

+8%



pinot  
gris

+15%



pinot  
noir

+36%



sauvignon  
blanc