



# Vineyard Register Report

New Zealand Winegrowers | 2018-2021



NEW ZEALAND WINE  
PURE DISCOVERY





# Vineyard Register Report

New Zealand Winegrowers | 2018-2021

## QUERIES

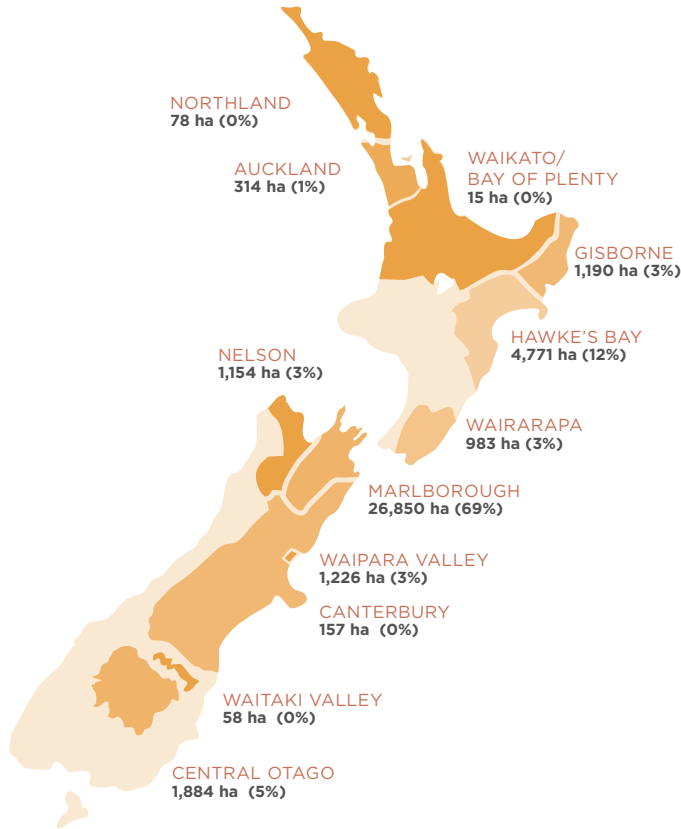
If you have any questions relating to the NZW Vineyard Register please contact Edwin Massey, Biosecurity and Emergency Response Manager  
[edwin.massey@nzwine.com](mailto:edwin.massey@nzwine.com) | 03 265 4057

# A Snapshot 2019

## New Zealand Wine



NEW ZEALAND WINE  
PURE DISCOVERY



**TOTAL PRODUCING AREA**  
**38,680ha**

**TOTAL PRODUCING AREA BY VARIETY**

RED **7,758ha**  
WHITE **30,921ha**

**PRODUCING AREA OF SAUVIGNON BLANC**  
**24,037ha**

**NUMBER OF VINEYARDS**  
**2019**


**AVERAGE AREA OF VINEYARD**  
**19ha**

**PERCENTAGE INCREASE ON PRECEDING YEAR**  
**▲ 2%**

## Top Producing Varieties

### Red Varieties

TOTAL 7,758ha



PINOT NOIR

**73%**

MERLOT

**15%**

SYRAH

**6%**

CABERNET SAUVIGNON

**3%**

MALBEC


**1%**

OTHER

**2%**

### White Varieties

TOTAL 30,921ha



SAUVIGNON BLANC

**78%**

CHARDONNAY

**10%**

PINOT GRIS

**8%**

RIESLING

**2%**

GEWÜRZTRAMINER

**1%**

OTHER

**1%**

# Contents

1.1	Producing Area (ha) by Region 2018 - 2021	3
2.1	Producing Area (ha) White Varieties 2018 - 2021	4
2.2	Producing Area (ha) Red Varieties 2018 - 2021	5
3.1	Average Vineyard Size 2018	6
3.2	Number of Vineyards by Size 2018	6
3.3	Percentage of Vineyards by Size 2018 (graphic)	7
3.4	National Totals by Ownerships 2016-2018	8
3.5	National Totals by Ownerships 2016-2018 (graphic)	8
4.0	Producing Area by Region and Largest Variety 2019 (ha)	9
	Producing Area by Region and Variety (ha) 2018 - 2021:	
4.1	Northland	10
4.2	Auckland	11
4.3	Waikato / Bay of Plenty	12
4.4	Gisborne	13
4.5	Hawke's Bay	14
4.6	Wairarapa	15
4.7	Nelson	16
4.8	Marlborough	17
4.9	Waipara Valley	18
4.10	Canterbury	19
4.11	Waitaki Valley	20
4.12	Central Otago	21
5.0	Total Producing Area (ha) by Region and Variety 2018	22

# 1.1 Producing Area (ha)

## By Region 2018 - 2021

Region	2018	2019	2020	2021
<b>AUCKLAND</b>				
Producing Area	313	314	316	323
Proportion of National Producing Area	1%	1%	1%	1%
<b>CANTERBURY</b>				
Producing Area	157	157	157	157
Proportion of National Producing Area	0%	0%	0%	0%
<b>CENTRAL OTAGO</b>				
Producing Area	1,873	1,884	1,930	1,934
Proportion of National Producing Area	5%	5%	5%	5%
<b>GISBORNE</b>				
Producing Area	1,181	1,190	1,209	1,219
Proportion of National Producing Area	3%	3%	3%	3%
<b>HAWKE'S BAY</b>				
Producing Area	4,678	4,771	4,823	4,813
Proportion of National Producing Area	12%	12%	12%	12%
<b>MARLBOROUGH</b>				
Producing Area	26,288	26,850	27,201	27,525
Proportion of National Producing Area	69%	69%	69%	70%
<b>NELSON</b>				
Producing Area	1,162	1,154	1,148	1,148
Proportion of National Producing Area	3%	3%	3%	3%
<b>NORTHLAND</b>				
Producing Area	79	78	75	75
Proportion of National Producing Area	0%	0%	0%	0%
<b>WAITAKI VALLEY</b>				
Producing Area	58	58	58	59
Proportion of National Producing Area	0%	0%	0%	0%
<b>WAIKATO / BAY OF PLENTY</b>				
Producing Area	15	15	15	15
Proportion of National Producing Area	0%	0%	0%	0%
<b>WAIPARA VALLEY</b>				
Producing Area	1,300	1,226	1,227	1,236
Proportion of National Producing Area	3%	3%	3%	3%
<b>WAIRARAPA</b>				
Producing Area	969	983	994	998
Proportion of National Producing Area	3%	3%	3%	3%
<b>Totals:</b>	<b>38,073</b>	<b>38,680</b>	<b>39,154</b>	<b>39,501</b>
<b>Area Increase</b>	<b>1,130</b>	<b>607</b>	<b>474</b>	<b>347</b>
<b>Percentage Increase on preceding year</b>	<b>3%</b>	<b>2%</b>	<b>1%</b>	<b>1%</b>

## 2.1 Producing Area (ha)

### WHITE VARIETIES 2018 - 2021

Variety	2018	2019	2020	2021
Sauvignon Blanc	23,426	24,037	24,315	24,551
Chardonnay	3,106	3,167	3,205	3,207
Pinot Gris	2,471	2,488	2,550	2,607
Riesling	679	590	590	588
Gewürztraminer	221	217	215	215
Sauvignon Gris	105	105	105	105
Viognier	97	94	94	94
Grüner Veltliner	45	45	45	45
Semillon	42	42	42	42
Albariño	33	41	42	42
Muscat Varieties	23	20	20	20
Chenin Blanc	17	19	19	19
All Other Whites	17	17	17	17
Arneis	16	11	11	11
Pinot Blanc	11	11	11	11
Verdelho	7	5	5	5
Flora	3	3	3	3
Muller Thurgau	2	2	2	2
Unknown Whites	1	1	1	1
Ehrenfelser	1	1	1	1
Petit Manseng	1	1	1	1
Osteiner	1	1	1	1
Seibel	1	1	1	1
Palamino	1	1	1	1
Marsanne	1	<1	<1	<1
Breidecker	<1	<1	<1	<1
Wurzer	<1	<1	<1	<1
Optima	<1	<1	<1	<1
Fiano	<1	<1	<1	<1
Vermentino	<1	<1	<1	<1
Roussanne	<1	<1	<1	<1
<b>Totals:</b>	<b>30,329</b>	<b>30,921</b>	<b>31,300</b>	<b>31,592</b>
<b>White Varieties Proportion of Total</b>	<b>80%</b>	<b>80%</b>	<b>80%</b>	<b>80%</b>

## 2.2 Producing Area (ha)

### RED VARIETIES 2018 - 2021

Variety	2018	2019	2020	2021
Pinot Noir	5,588	5,625	5,707	5,761
Merlot	1,133	1,133	1,133	1,133
Syrah	432	441	447	449
Cabernet Sauvignon	250	221	225	225
Malbec	114	115	116	115
Cabernet Franc	97	98	99	99
Pinotage	21	14	14	14
Tempranillo	20	20	21	21
Pinot Meunier	14	14	14	14
All Other Reds	14	14	14	14
Lagrein	10	10	10	10
Gamay Noir	8	10	10	10
Montepulciano	8	8	8	8
Petit Verdot	8	8	8	8
Kolor	7	7	7	7
Sangiovese	5	5	5	5
Chambourcin	5	5	5	6
Tannat	3	3	3	3
Zinfandel	2	2	2	2
St Laurent	2	2	2	2
Grenache	1	1	1	1
Nebbiolo	1	1	1	1
Albanys Surprise	1	1	1	1
Durif	1	1	1	1
Petit Syrah	<1	<1	<1	<1
Unknown Reds	<1	<1	<1	<1
<b>Totals:</b>	<b>7,744</b>	<b>7,758</b>	<b>7,853</b>	<b>7,910</b>
<b>Red Varieties Proportion of Total</b>	<b>20%</b>	<b>20%</b>	<b>20%</b>	<b>20%</b>

## 3.1 Average Vineyard Size 2018

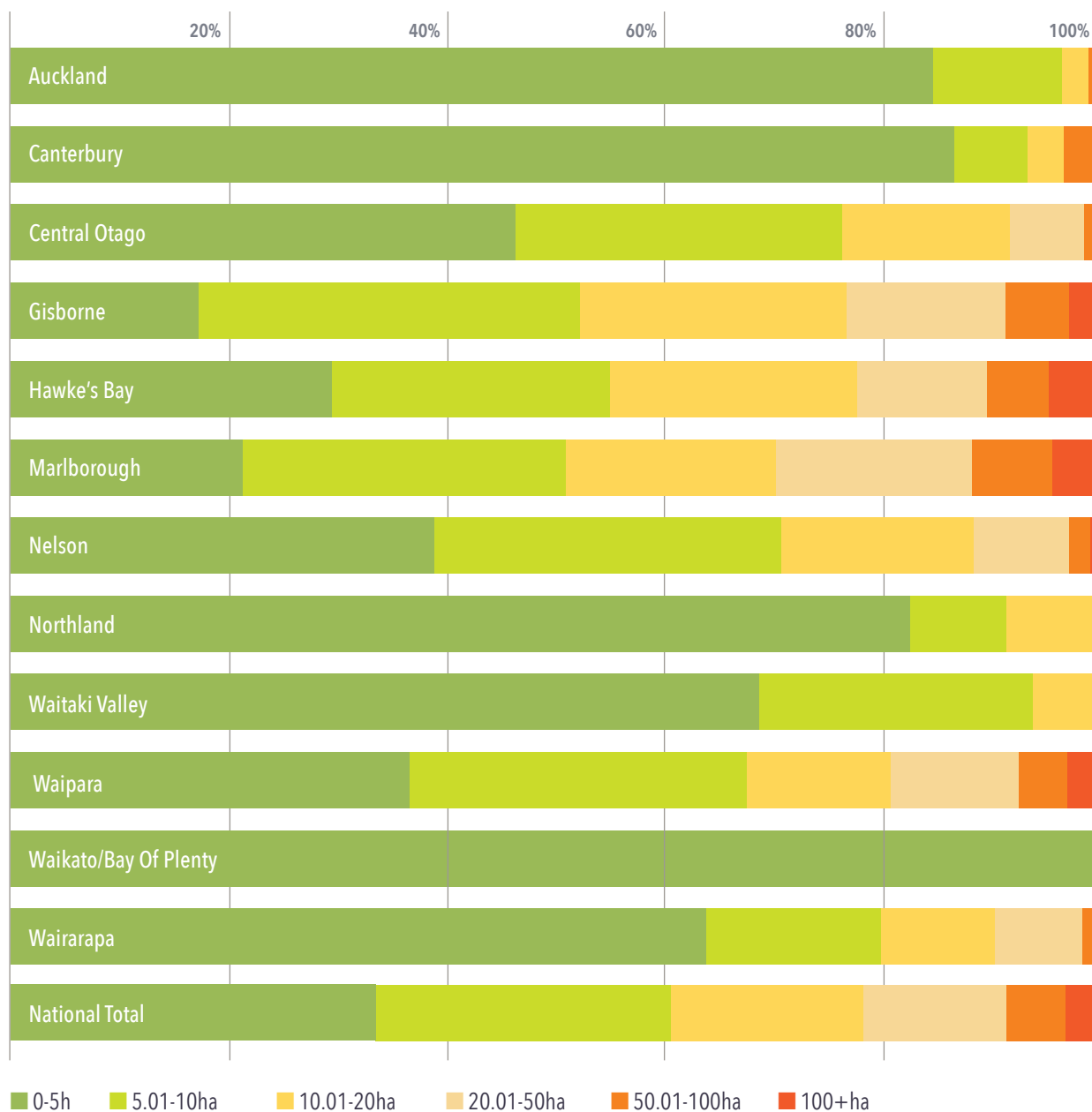
Region	Regional Area Producing ha	Number of Vineyards	Average Area ha
Auckland	313	85	4
Canterbury	157	30	5
Central Otago	1,873	207	9
Gisborne	1,181	69	17
Hawke's Bay	4,678	229	20
Marlborough	26,288	1,060	25
Northland	79	23	3
Nelson	1,162	103	11
Waitaki Valley	58	16	4
Waikato / Bay of Plenty	15	4	4
Waipara Valley	1,300	68	19
Wairarapa	969	125	8
<b>Totals:</b>	<b>38,073</b>	<b>2,019</b>	<b>19</b>

## 3.2 Number of Vineyards by Size 2018

Region	0-5ha	5.01-10ha	10.01-20ha	20.01-50ha	50.01-100ha	100.01+	National total
Auckland	72	10	2	-	1	-	85
Canterbury	26	2	1	-	1	-	30
Central Otago	96	62	32	14	2	1	207
Gisborne	12	24	17	10	4	2	69
Hawke's Bay	68	58	52	27	13	11	229
Marlborough	227	313	206	189	78	47	1,060
Nelson	40	33	18	9	2	1	103
Northland	19	2	2	-	-	-	23
Waitaki Valley	11	4	1	-	-	-	16
Waipara Valley	25	21	9	8	3	2	68
Waikato / Bay of Plenty	4	-	-	-	-	-	4
Wairarapa	80	20	13	10	2	-	125
<b>Totals:</b>	<b>680</b>	<b>549</b>	<b>353</b>	<b>267</b>	<b>106</b>	<b>64</b>	<b>2,019</b>



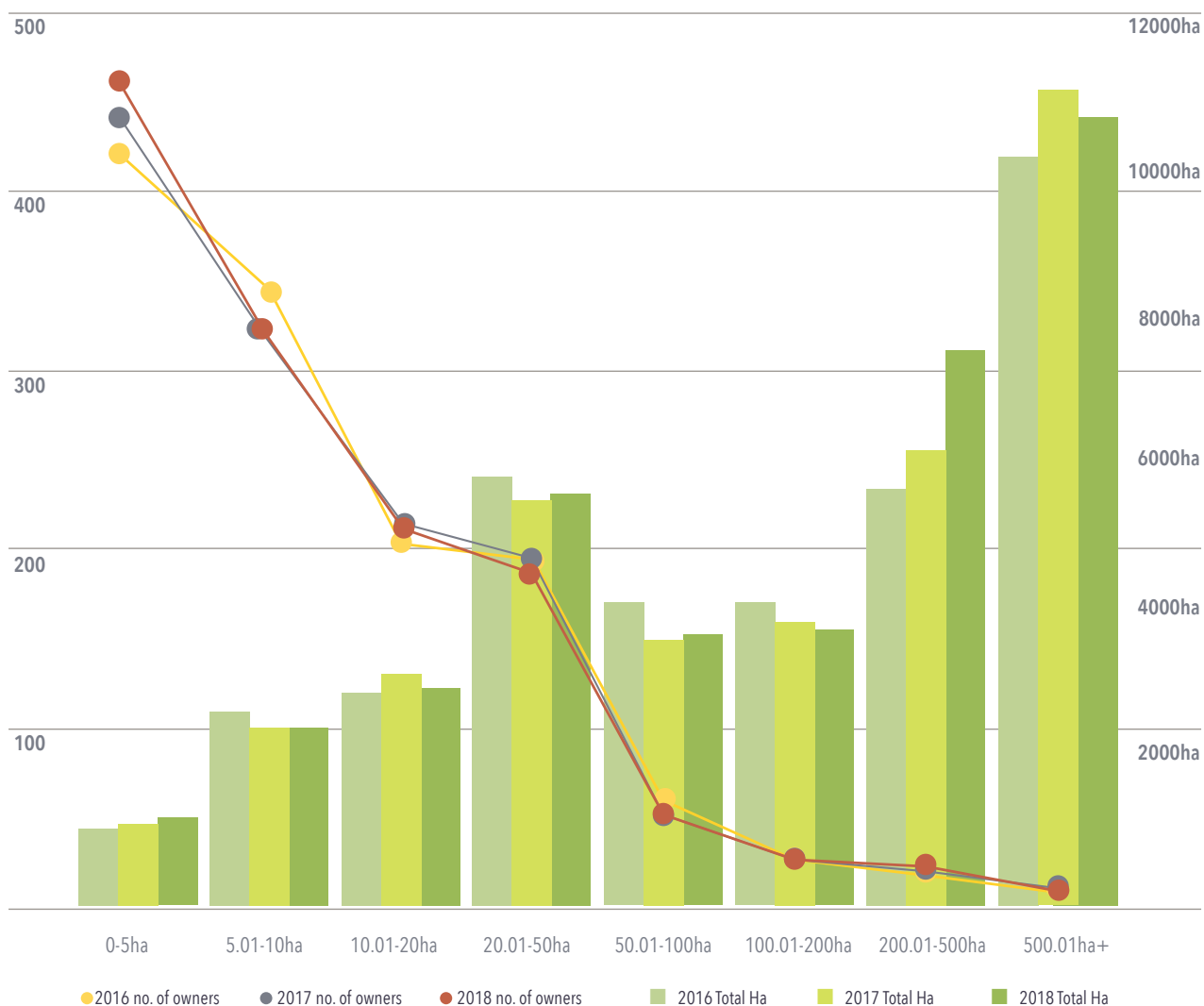
### 3.3 Percentage of Vineyards by Size 2018



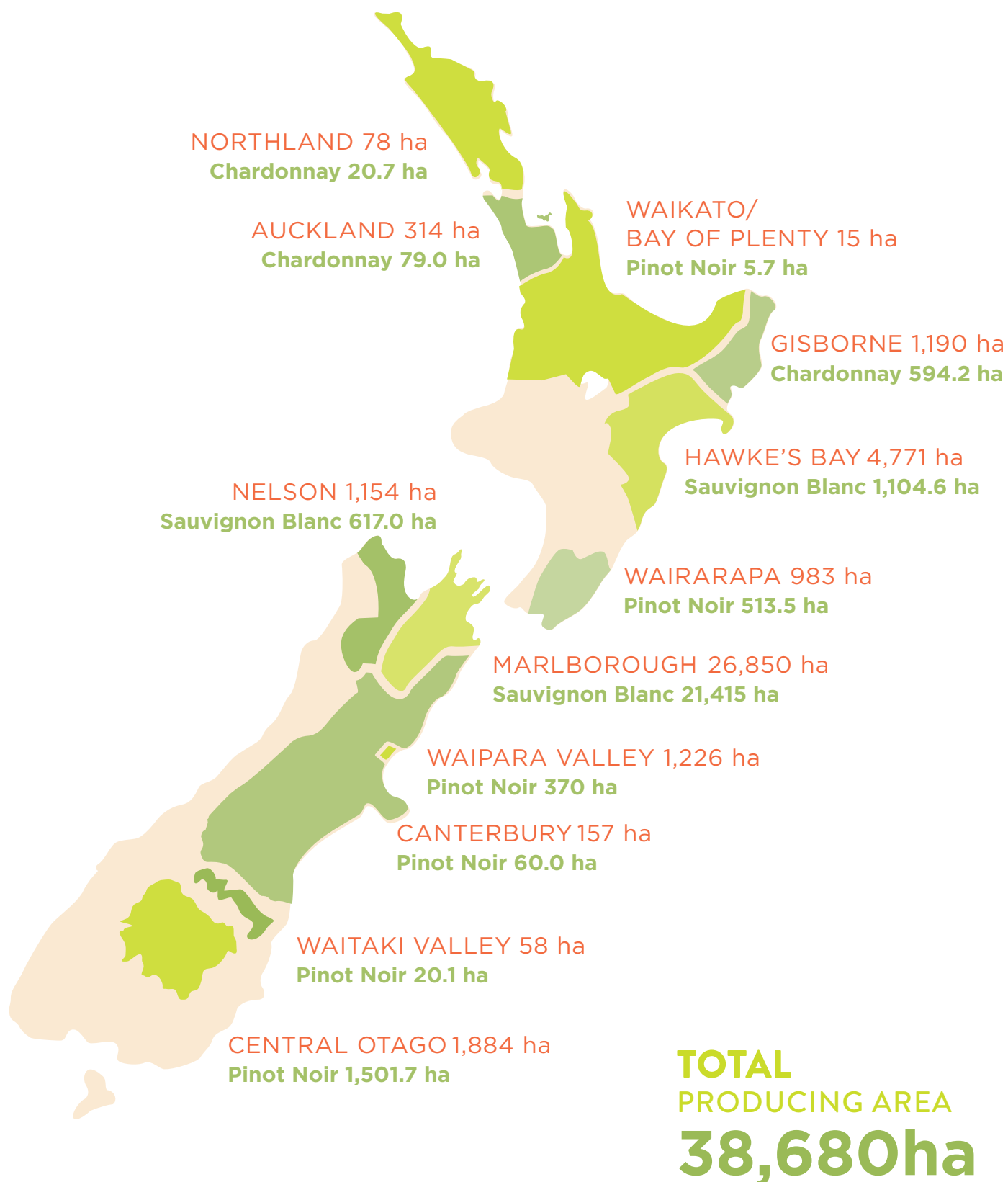
### 3.4 National Totals by Ownership 2016-2018

	0-5ha	5.01-10ha	10.01-20ha	20.01-50ha	50.01-100ha	100.01-200ha	200.01-500ha	500.01+	TOTAL
2018 Number of owners	456	327	209	188	53	28	23	8	1,292
2018 Total Ha	1,213	2,383	2,963	5,693	3,686	3,865	7,273	10,997	38,073
Area Increase from 2017 Ha	15	-4	-57	84	22	-109	1,252	-72	1,130
Percentage Increase on 2017 Ha	1%	0%	-2%	1%	1%	-3%	17%	-1%	3%
2017 Number of owners	443	326	210	195	53	28	20	9	1284
2017 Total Ha	1,198	2,387	3,020	5,609	3,664	3,974	6,021	11,069	36,943
Area Increase from 2016 ha	51	-168	70	-241	-391	-46	360	1,038	717
Percentage Increase on 2016 Ha	4%	-7%	2%	-4%	-11%	-1%	6%	9%	2%
2016 Number of owners	416	344	203	195	59	28	18	8	1,271
2016 Total Ha	1,147	2,555	2,950	5,850	4,055	4,020	5,661	9,988	36,226

### 3.5 National Totals by Ownership 2016-2018



## 4.0 Producing Area by Region and largest Variety 2019 (ha)



\*2019 producing area is based on projections submitted in the 2018 Vineyard Register

## 4.1 Producing Area by Region and Variety (ha)

### NORTHLAND 2018 - 2021

Variety	2018	2019	2020	2021
Albariño	0.4	0.4	0.4	0.4
Arneis	1.0	1.0	1.0	1.0
Cabernet Franc	3.9	3.9	3.9	3.9
Cabernet Sauvignon	1.5	1.5	2.0	2.0
Chambourcin	3.3	3.3	3.0	3.0
Chardonnay	20.6	20.7	19.5	19.5
Flora	0.8	0.8	0.8	0.8
Gewürztraminer	1.3	1.3	1.3	1.3
Malbec	0.6	0.6	0.6	0.6
Merlot	6.8	7.0	7.0	7.0
Montepulciano	0.2	0.2	0.2	0.2
Palamino	0.5	0.5	0.5	0.5
Petit Verdot	<0.0	<0.0	<0.0	<0.0
Pinot Gris	13.2	9.9	9.9	9.9
Pinot Noir	0.8	0.8	-	-
Pinotage	3.1	3.1	3.1	3.1
Sangiovese	0.4	0.4	0.4	0.4
Sauvignon Blanc	1.3	1.3	1.3	1.3
Seibel	0.4	0.4	0.4	0.4
Syrah	10.6	11.8	11.8	11.8
Tannat	1.6	1.6	1.6	1.6
Tempranillo	0.5	0.5	0.5	0.5
Vermentino	0.1	0.1	0.1	0.1
Viognier	3.7	3.7	3.7	3.7
All Other Reds	0.3	0.3	<0.0	<0.0
All Other Whites	2.5	2.5	2.5	2.5
<b>Totals:</b>	<b>79.3</b>	<b>77.5</b>	<b>75.5</b>	<b>75.5</b>

## 4.2 Producing Area by Region and Variety (ha)

### AUCKLAND 2018 - 2021

Variety	2018	2019	2020	2021
Albanys Surprise	1.0	1.0	1.0	1.0
Albariño	2.2	2.4	2.4	2.4
Arneis	0.1	0.1	0.1	0.1
Cabernet Franc	19.5	19.5	19.8	19.8
Cabernet Sauvignon	21.7	21.4	21.4	21.4
Chambourcin	0.7	0.8	0.9	1.9
Chardonnay	73.8	79.0	80.2	82.2
Flora	1.7	1.7	1.7	1.7
Gewürztraminer	4.6	2.3	2.3	2.3
Grenache	0.1	0.1	0.1	0.1
Grüner Veltliner	1.0	1.0	1.0	1.0
Kolor	1.0	1.0	1.0	1.0
Malbec	14.9	15.2	15.7	15.7
Marsanne	0.1	0.1	0.1	0.1
Merlot	34.0	34.4	35.0	35.0
Montepulciano	2.4	2.4	2.4	2.4
Muscat Varieties	0.5	0.5	0.5	0.5
Nebbiolo	0.3	0.3	0.3	0.3
Petit Verdot	4.6	4.6	4.6	4.6
Pinot Gris	36.8	35.8	34.8	34.8
Pinot Noir	10.0	10.0	10.0	13.4
Pinotage	4.6	4.1	4.1	4.1
Riesling	0.8	0.8	0.8	0.8
Sangiovese	3.6	3.6	3.6	3.6
Sauvignon Blanc	9.1	9.1	9.1	9.1
Semillon	0.8	0.8	0.8	0.8
Syrah	49.5	49.8	50.5	50.5
Tannat	0.4	0.4	0.4	0.4
Tempranillo	0.6	0.6	0.6	0.6
Verdelho	2.0	2.0	2.0	2.0
Viognier	7.8	5.8	5.8	5.8
All Other Reds	3.2	3.4	3.4	3.4
<b>Totals:</b>	<b>313.4</b>	<b>313.9</b>	<b>316.1</b>	<b>322.5</b>



## 4.3 Producing Area by Region and Variety (ha)

### WAIKATO / BAY OF PLENTY 2018 - 2021

Variety	2018	2019	2020	2021
Cabernet Franc	0.2	0.2	0.2	0.2
Cabernet Sauvignon	0.3	0.3	0.3	0.3
Chardonnay	3.0	3.0	3.0	3.0
Gewürztraminer	0.3	0.3	0.3	0.3
Malbec	0.4	0.4	0.4	0.4
Merlot	0.5	0.5	0.5	0.5
Pinot Gris	1.4	1.4	1.4	1.4
Pinot Noir	5.7	5.7	5.7	5.7
Riesling	0.3	0.3	0.3	0.3
Syrah	2.8	2.8	2.8	2.8
<b>Totals:</b>	<b>14.7</b>	<b>14.7</b>	<b>14.7</b>	<b>14.7</b>

## 4.4 Producing Area by Region and Variety (ha)

### GISBORNE 2018 - 2021

Variety	2018	2019	2020	2021
Albariño	17.0	20.5	21.2	21.2
Arneis	4.9	-	-	-
Cabernet Franc	<0.0	<0.0	<0.0	<0.0
Chardonnay	573.5	594.2	608.2	608.2
Chenin Blanc	6.2	6.2	6.2	6.2
Gewürztraminer	34.6	34.1	31.9	31.9
Malbec	4.7	4.7	4.7	4.7
Marsanne	0.9	0.2	0.2	0.2
Merlot	26.9	24.9	24.9	24.9
Montepulciano	0.5	0.5	0.5	0.5
Muscat Varieties	19.3	16.6	16.6	16.6
Pinot Gris	261.0	258.3	263.0	273.0
Pinot Meunier	0.2	0.2	0.2	0.2
Pinot Noir	43.2	40.2	40.3	40.3
Pinotage	3.5	3.5	3.5	3.5
Riesling	2.1	2.1	2.1	2.1
Sangiovese	0.1	0.1	0.1	0.1
Sauvignon Blanc	158.9	161.9	163.5	163.5
Semillon	0.7	0.7	0.7	0.7
Syrah	1.6	1.6	1.6	1.6
Tempranillo	1.0	1.0	1.0	1.0
Unknown Reds	<0.0	<0.0	<0.0	<0.0
Unknown Whites	0.8	0.8	0.8	0.8
Verdelho	0.3	0.3	0.3	0.3
Viognier	17.7	16.1	16.1	16.1
All Other Reds	1.4	1.4	1.4	1.4
<b>Totals:</b>	<b>1,180.9</b>	<b>1,190.1</b>	<b>1,209.0</b>	<b>1,219.0</b>

## 4.5 Producing Area by Region and Variety (ha)

### HAWKE'S BAY 2018 - 2021

Variety	2018	2019	2020	2021
Albariño	5.5	10.3	10.3	10.3
Arneis	9.2	9.2	9.2	9.2
Cabernet Franc	66.0	66.7	68.1	68.1
Cabernet Sauvignon	219.6	190.6	194.0	194.0
Chambourcin	0.8	0.8	0.8	0.8
Chardonnay	1,039.1	1,067.9	1,078.8	1,077.4
Chenin Blanc	3.5	4.8	4.8	4.8
Fiano	0.1	0.1	0.1	0.1
Flora	0.3	0.3	0.3	0.3
Gamay Noir	6.5	7.7	7.7	7.7
Gewürztraminer	39.6	39.6	39.6	39.6
Grenache	1.3	1.3	1.3	1.3
Grüner Veltliner	0.6	0.6	0.6	0.6
Kolor	2.5	2.5	2.5	2.5
Lagrein	7.6	7.9	7.9	7.9
Malbec	85.8	86.2	86.8	86.3
Merlot	1,018.3	1,019.2	1,019.2	1,019.2
Montepulciano	2.4	2.4	2.4	2.4
Muscat Varieties	0.8	0.8	0.8	0.8
Petit Syrah	0.3	0.3	0.3	0.3
Petit Verdot	2.8	2.8	2.8	2.8
Pinot Gris	474.6	473.9	473.9	471.5
Pinot Meunier	3.2	3.2	3.2	3.2
Pinot Noir	220.7	231.3	233.3	235.3
Pinotage	3.5	2.8	2.8	2.8
Riesling	5.8	6.0	6.0	4.1
Sangiovese	1.1	1.1	1.1	1.1
Sauvignon Blanc	1,035.6	1,104.6	1,132.1	1,124.4
Sauvignon Gris	1.9	1.9	1.9	1.9
Semillon	22.7	22.7	22.7	22.7
Syrah	329.0	337.2	342.7	344.6
Tannat	0.6	0.6	0.6	0.6
Tempranillo	12.1	12.1	12.6	12.6
Unknown Whites	0.4	0.4	0.4	0.4
Verdelho	4.3	1.8	1.8	1.8
Viognier	45.0	45.0	45.0	45.0
Zinfandel	1.7	1.7	1.7	1.7
All Other Reds	2.6	2.6	2.6	2.6
All Other Whites	0.3	0.3	0.3	0.3
<b>Totals:</b>	<b>4,677.9</b>	<b>4,771.4</b>	<b>4,823.0</b>	<b>4,813.0</b>

## 4.6 Producing Area by Region and Variety (ha)

### WAIRARAPA 2018 - 2021

Variety	2018	2019	2020	2021
Cabernet Franc	0.7	0.7	0.7	0.7
Cabernet Sauvignon	0.5	0.5	0.5	0.5
Chardonnay	48.8	49.2	49.2	49.8
Chenin Blanc	1.5	1.5	1.5	1.5
Durif	0.5	0.5	0.5	0.5
Gamay Noir	0.2	0.2	0.2	0.2
Gewürztraminer	2.8	2.8	2.8	2.8
Grüner Veltliner	1.2	1.2	1.2	1.2
Lagrein	0.2	0.2	0.2	0.2
Malbec	0.1	0.1	0.1	0.1
Merlot	5.0	5.0	5.0	5.0
Muller Thurgau	0.5	0.5	0.5	0.5
Pinot Blanc	1.2	1.2	1.2	1.2
Pinot Gris	58.4	57.1	61.5	63.5
Pinot Meunier	1.2	1.2	1.2	1.2
Pinot Noir	499.1	513.5	521.8	525.3
Riesling	24.8	25.0	25.0	25.0
Sauvignon Blanc	293.4	293.4	291.4	289.4
Seibel	0.2	0.2	0.2	0.2
Semillon	0.5	0.5	0.5	0.5
St Laurent	0.2	0.2	0.2	0.2
Syrah	10.3	10.3	10.3	10.3
Tempranillo	0.2	0.2	0.2	0.2
Viognier	2.7	2.7	2.7	2.7
All Other Reds	3.9	3.9	4.1	4.1
All Other Whites	11.6	11.6	11.6	11.6
<b>Totals:</b>	<b>969.5</b>	<b>983.1</b>	<b>994.1</b>	<b>998.2</b>

## 4.7 Producing Area by Region and Variety (ha)

### NELSON 2018 - 2021

Variety	2018	2019	2020	2021
Albariño	2.7	1.9	2.5	2.5
Cabernet Franc	2.1	2.1	2.1	2.1
Cabernet Sauvignon	1.1	1.1	1.3	1.3
Chardonnay	105.4	114.9	114.9	114.9
Chenin Blanc	0.6	0.6	0.6	0.6
Gewürztraminer	22.0	22.0	22.0	22.0
Grüner Veltliner	8.3	8.3	8.3	8.3
Kolor	1.6	1.6	1.6	1.6
Lagrein	1.0	1.0	1.0	1.0
Malbec	4.5	4.5	4.5	4.5
Merlot	8.0	8.0	8.0	8.0
Montepulciano	1.4	1.4	1.4	1.4
Muscat Varieties	0.3	0.3	0.3	0.3
Petit Verdot	0.3	0.3	0.3	0.3
Pinot Blanc	1.4	1.8	1.8	1.8
Pinot Gris	139.0	130.4	127.8	127.8
Pinot Meunier	3.1	3.1	3.1	3.1
Pinot Noir	197.8	192.2	192.2	192.2
Riesling	39.0	32.2	32.2	32.2
Sauvignon Blanc	612.5	617.0	612.5	612.5
Syrah	4.9	4.2	4.2	4.2
Tempranillo	0.7	0.7	0.7	0.7
Viognier	3.4	3.4	3.4	3.4
Wurzer	0.4	0.4	0.4	0.4
All Other Reds	0.9	0.9	0.9	0.9
<b>Totals:</b>	<b>1,162.1</b>	<b>1,154.2</b>	<b>1,147.7</b>	<b>1,147.7</b>



## 4.8 Producing Area by Region and Variety (ha)

### MARLBOROUGH 2018 - 2021

Variety	2018	2019	2020	2021
Albariño	3.9	3.9	3.9	3.9
Arneis	0.9	0.9	0.9	0.9
Cabernet Franc	1.4	1.4	1.4	1.4
Cabernet Sauvignon	0.4	0.4	0.4	0.4
Chardonnay	1,094.7	1,086.0	1,094.3	1,094.5
Chenin Blanc	1.9	1.9	1.9	1.9
Gewürztraminer	82.1	81.4	81.4	81.4
Grüner Veltliner	29.6	29.6	29.6	29.6
Kolor	1.5	1.5	1.5	1.5
Lagrein	1.3	1.3	1.3	1.3
Malbec	2.0	2.0	2.0	2.0
Merlot	23.4	23.4	23.4	23.4
Montepulciano	1.0	1.0	1.0	1.0
Muller Thurgau	<0.0	<0.0	<0.0	<0.0
Muscat Varieties	0.2	0.2	0.2	0.2
Nebbiolo	0.8	0.8	0.8	0.8
Petit Manseng	0.9	0.9	0.9	0.9
Pinot Blanc	3.0	3.0	3.0	3.0
Pinot Gris	1,081.7	1,118.0	1,173.5	1,219.0
Pinot Meunier	5.8	5.8	5.8	5.8
Pinot Noir	2,669.3	2,678.9	2,709.7	2,746.3
Pinotage	5.8	-	-	-
Riesling	250.4	248.1	247.7	247.7
Rousanne	<0.0	<0.0	<0.0	<0.0
Sauvignon Blanc	20,880.3	21,415.0	21,671.2	21,913.5
Sauvignon Gris	102.7	102.7	102.7	102.7
Semillon	13.2	13.2	13.2	13.2
St Laurent	0.2	0.2	0.2	0.2
Syrah	11.5	11.2	11.2	11.2
Tempranillo	3.1	3.1	3.1	3.1
Verdelho	0.2	0.2	0.2	0.2
Viognier	13.5	13.1	13.1	13.1
All Other Reds	1.3	1.3	1.3	1.3
<b>Totals:</b>	<b>26,288.0</b>	<b>26,850.4</b>	<b>27,200.7</b>	<b>27,525.3</b>

## 4.9 Producing Area by Region and Variety (ha)

### WAIPARA VALLEY 2018 - 2021

Variety	2018	2019	2020	2021
Albariño	1.2	1.2	1.2	1.2
Cabernet Franc	2.7	2.7	2.7	2.7
Cabernet Sauvignon	4.3	4.3	4.3	4.9
Chardonnay	71.9	75.0	76.0	77.0
Chenin Blanc	0.6	0.6	0.6	0.6
Gewürztraminer	16.2	16.3	16.3	16.3
Grüner Veltliner	2.6	2.6	2.6	2.6
Malbec	0.9	0.9	0.9	0.9
Merlot	8.2	8.2	8.2	8.2
Muscat Varieties	1.3	1.3	1.3	1.3
Optima	0.2	0.2	0.2	0.2
Pinot Blanc	1.5	1.5	1.5	1.5
Pinot Gris	186.4	186.5	186.5	188.2
Pinot Noir	369.5	370.0	370.0	373.8
Pinotage	0.6	0.6	0.6	0.6
Riesling	258.9	179.6	179.6	179.6
Sauvignon Blanc	355.1	355.1	355.1	357.4
Semillon	4.6	4.6	4.6	4.6
St Laurent	0.7	0.7	0.7	0.7
Syrah	8.2	8.6	8.6	8.6
Tempranillo	1.0	1.0	1.0	1.0
Verdelho	0.5	0.5	0.5	0.5
Viognier	2.2	2.7	3.0	3.0
All Other Whites	1.0	1.0	1.0	1.0
<b>Totals:</b>	<b>1,300.2</b>	<b>1,225.5</b>	<b>1,226.9</b>	<b>1,236.4</b>

## 4.10 Producing Area by Region and Variety (ha)

### CANTERBURY 2018 - 2021

Variety	2018	2019	2020	2021
Cabernet Sauvignon	0.1	0.1	0.1	0.1
Chardonnay	13.8	13.9	13.9	13.9
Ehrenfelser	1.2	1.2	1.2	1.2
Gewürztraminer	2.4	2.4	2.4	2.4
Grüner Veltliner	0.2	0.2	0.2	0.2
Malbec	0.1	0.1	0.1	0.1
Merlot	0.1	0.1	0.1	0.1
Muller Thurgau	1.7	1.7	1.7	1.7
Pinot Blanc	1.0	1.0	1.0	1.0
Pinot Gris	12.8	12.9	13.0	13.0
Pinot Meunier	<0.0	<0.0	<0.0	<0.0
Pinot Noir	60.1	60.0	60.0	60.0
Riesling	22.8	22.8	23.0	23.0
Sauvignon Blanc	40.1	40.1	40.1	40.1
Syrah	0.2	0.2	0.2	0.2
Viognier	<0.0	<0.0	<0.0	<0.0
All Other Whites	<0.0	<0.0	<0.0	<0.0
<b>Totals:</b>	<b>156.7</b>	<b>156.8</b>	<b>157.1</b>	<b>157.1</b>

## 4.11 Producing Area by Region and Variety (ha)

### WAITAKI VALLEY 2018 - 2021

Variety	2018	2019	2020	2021
Chardonnay	4.7	4.7	4.7	4.7
Chenin Blanc	0.1	0.1	0.1	0.1
Gewürztraminer	2.7	2.7	2.7	2.7
Muscat Varieties	0.1	0.1	0.1	0.1
Pinot Gris	14.3	14.3	14.3	14.3
Pinot Noir	27.9	27.9	27.9	28.8
Riesling	5.7	5.7	5.7	5.7
Sauvignon Blanc	0.1	0.1	0.1	0.1
Syrah	0.1	0.1	0.1	0.1
Tempranillo	0.2	0.2	0.2	0.2
Unknown Whites	0.1	0.1	0.1	0.1
Viognier	0.5	0.5	0.5	0.5
All Other Reds	0.1	0.1	0.1	0.1
All Other Whites	1.5	1.5	1.5	1.5
<b>Totals:</b>	<b>58.0</b>	<b>58.0</b>	<b>58.0</b>	<b>58.9</b>

## 4.12 Producing Area by Region and Variety (ha)

### CENTRAL OTAGO 2018 - 2021

Variety	2018	2019	2020	2021
Albariño	0.5	0.5	0.5	0.5
Breidecker	0.4	0.4	0.4	0.4
Cabernet Franc	0.3	0.3	0.3	0.3
Cabernet Sauvignon	0.4	0.4	0.4	0.4
Chardonnay	56.6	58.1	62.5	62.5
Chenin Blanc	3.0	3.5	3.5	3.5
Flora	0.2	0.2	0.2	0.2
Gamay Noir	1.6	2.1	2.1	2.1
Gewürztraminer	12.6	12.1	12.1	12.1
Grüner Veltliner	1.7	1.7	1.7	1.7
Lagrein	0.1	0.1	0.1	0.1
Merlot	2.1	2.1	2.1	2.1
Muscat Varieties	0.3	0.5	0.5	0.5
Osteiner	0.7	0.7	0.7	0.7
Pinot Blanc	3.0	3.0	3.0	3.0
Pinot Gris	191.2	189.8	190.8	190.8
Pinot Meunier	0.8	0.8	0.8	0.8
Pinot Noir	1,484.2	1,494.9	1,536.1	1,539.7
Riesling	68.0	67.5	67.5	67.5
Sauvignon Blanc	39.2	39.2	39.2	39.2
St Laurent	0.5	0.5	0.5	0.5
Syrah	3.0	3.0	3.0	3.0
Tempranillo	0.9	0.9	0.9	0.9
Viognier	0.5	0.5	0.5	0.5
Zinfandel	0.1	0.1	0.1	0.1
All Other Reds	0.5	0.5	0.5	0.5
All Other Whites	0.1	0.1	0.1	0.1
<b>Totals:</b>	<b>1,872.5</b>	<b>1,883.6</b>	<b>1,930.2</b>	<b>1,933.8</b>



## 5.0 Total Producing Area by Region and Variety 2018 (ha)

Variety	Northland	Auckland	Waikato / Bay of Plenty	Gisborne	Hawke's Bay	Wairarapa	Nelson	Marlborough	Waipara Valley	Canterbury	Waitaki Valley	Central Otago	Total Ha 2018
Albanys Surprise	-	1.0	-	-	-	-	-	-	-	-	-	-	1.0
Albarino	0.4	2.2	-	17.0	5.5	-	2.7	3.9	1.2	-	-	0.5	33.3
Arneis	1.0	0.1	-	4.9	9.2	-	-	0.9	-	-	-	-	16.0
Breidecker	-	-	-	-	-	-	-	-	-	-	-	0.4	0.4
Cabernet Franc	3.9	19.5	0.2	<0.0	66.0	0.7	2.1	1.4	2.7	-	-	0.3	96.8
Cabernet Sauvignon	1.5	21.7	0.3	-	219.6	0.5	1.1	0.4	4.3	0.1	-	0.4	249.9
Chambourcin	3.3	0.7	-	-	0.8	-	-	-	-	-	-	-	4.7
Chardonnay	20.6	73.8	3.0	573.5	1,039.1	48.8	105.4	1,094.7	71.9	13.8	4.7	56.6	3,105.8
Chenin Blanc	-	-	-	6.2	3.5	1.5	0.6	1.9	0.6	-	0.1	3.0	17.3
Durif	-	-	-	-	-	0.5	-	-	-	-	-	-	0.5
Ehrenfelser	-	-	-	-	-	-	-	-	-	1.2	-	-	1.2
Fiano	-	-	-	-	0.1	-	-	-	-	-	-	-	0.1
Flora	0.8	1.7	-	-	0.3	-	-	-	-	-	-	0.2	3.0
Gamay Noir	-	-	-	-	6.5	0.2	-	-	-	-	-	1.6	8.3
Gewurztraminer	1.3	4.6	0.3	34.6	39.6	2.8	22.0	82.1	16.2	2.4	2.7	12.6	221.0
Grenache	-	0.1	-	-	1.3	-	-	-	-	-	-	-	1.3
Gruner Veltliner	-	1.0	-	-	0.6	1.2	8.3	29.6	2.6	0.2	-	1.7	45.3
Kolor	-	1.0	-	-	2.5	-	1.6	1.5	-	-	-	-	6.7
Lagrein	-	-	-	-	7.6	0.2	1.0	1.3	-	-	-	0.1	10.0
Malbec	0.6	14.9	0.4	4.7	85.8	0.1	4.5	2.0	0.9	0.1	-	-	114.1
Marsanne	-	0.1	-	0.9	-	-	-	-	-	-	-	-	1.0
Merlot	6.8	34.0	0.5	26.9	1,018.3	5.0	8.0	23.4	8.2	0.1	-	2.1	1,133.2
Montepulciano	0.2	2.4	-	0.5	2.4	-	1.4	1.0	-	-	-	-	8.0
Muller Thurgau	-	-	-	-	-	0.5	-	<0.0	-	1.7	-	-	2.2
Muscat Varieties	-	0.5	-	19.3	0.8	-	0.3	0.2	1.3	-	0.1	0.3	22.7
Nebbiolo	-	0.3	-	-	-	-	-	0.8	-	-	-	-	1.0
Optima	-	-	-	-	-	-	-	-	0.2	-	-	-	0.2
Osteiner	-	-	-	-	-	-	-	-	-	-	-	0.7	0.7

Variety	Northland	Auckland	Waikato / Bay of Plenty	Gisborne	Hawke's Bay	Wairarapa	Nelson	Marlborough	Waipara Valley	Canterbury	Waitaki Valley	Central Otago	Total Ha 2018
Palamino	0.5	-	-	-	-	-	-	-	-	-	-	-	0.5
Petit Manseng	-	-	-	-	-	-	-	0.9	-	-	-	-	0.9
Petit Syrah	-	-	-	-	0.3	-	-	-	-	-	-	-	0.3
Petit Verdot	<0.0	4.6	-	-	2.8	-	0.3	-	-	-	-	-	7.8
Pinot Blanc	-	-	-	-	-	1.2	1.4	3.0	1.5	1.0	-	3.0	11.1
Pinot Gris	13.2	36.8	1.4	261.0	474.6	58.4	139.0	1,081.7	186.4	12.8	14.3	191.2	2,470.8
Pinot Meunier	-	-	-	0.2	3.2	1.2	3.1	5.8	-	<0.0	-	0.8	14.3
Pinot Noir	0.8	10.0	5.7	43.2	220.7	499.1	197.8	2,669.3	369.5	60.1	27.9	1,484.2	5,588.2
Pinotage	3.1	4.6	-	3.5	3.5	-	-	5.8	0.6	-	-	-	21.0
Reichensteiner	-	-	-	-	-	-	-	-	-	-	-	-	-
Riesling	-	0.8	0.3	2.1	5.8	24.8	39.0	250.4	258.9	22.8	5.7	68.0	678.6
Rousanne	-	-	-	-	-	-	-	<0.0	-	-	-	-	<0.0
Sangiovese	0.4	3.6	-	0.1	1.1	-	-	-	-	-	-	-	5.2
Sauvignon Blanc	1.3	9.1	-	158.9	1,035.6	293.4	612.5	20,880.3	355.1	40.1	0.1	39.2	23,425.6
Sauvignon Gris	-	-	-	-	1.9	-	-	102.7	-	-	-	-	104.7
Seibel	0.4	-	-	-	-	0.2	-	-	-	-	-	-	0.6
Semillon	-	0.8	-	0.7	22.7	0.5	-	13.2	4.6	-	-	-	42.4
St Laurent	-	-	-	-	-	0.2	-	0.2	0.7	-	-	0.5	1.5
Syrah	10.6	49.5	2.8	1.6	329.0	10.3	4.9	11.5	8.2	0.2	0.1	3.0	431.7
Tannat	1.6	0.4	-	-	0.6	-	-	-	-	-	-	-	2.6
Tempranillo	0.5	0.6	-	1.0	12.1	0.2	0.7	3.1	1.0	-	0.2	0.9	20.3
Unknown Reds	-	-	-	<0.0	-	-	-	-	-	-	-	-	<0.0
Unknown Whites	-	-	-	0.8	0.4	-	-	-	-	-	0.1	-	1.3
Verdelho	-	2.0	-	0.3	4.3	-	-	0.2	0.5	-	-	-	7.3
Vermentino	0.1	-	-	-	-	-	-	-	-	-	-	-	0.1
Viognier	3.7	7.8	-	17.7	45.0	2.7	3.4	13.5	2.2	<0.0	0.5	0.5	97.0
Wurzer	-	-	-	-	-	-	0.4	-	-	-	-	-	0.4
Zinfandel	-	-	-	-	1.7	-	-	-	-	-	-	0.1	1.8
All Other Reds	0.3	3.2	-	1.4	2.6	3.9	0.9	1.3	-	-	0.1	0.5	14.2
All Other Whites	2.5	-	-	-	0.3	11.6	-	-	1.0	0.0	1.5	0.1	17.0
<b>Totals:</b>	<b>79.3</b>	<b>313.4</b>	<b>14.7</b>	<b>1,180.9</b>	<b>4,677.9</b>	<b>969.5</b>	<b>1,162.1</b>	<b>26,288.0</b>	<b>1,300.2</b>	<b>156.7</b>	<b>58.1</b>	<b>1,872.5</b>	<b>38,073.3</b>



NEW ZEALAND WINE

PURE DISCOVERY