



Vineyard Register Report

New Zealand Winegrowers | 2017-2020



NEW ZEALAND WINE
SURE DISCOVERY



Vineyard Register Report

New Zealand Winegrowers | 2017-2020

QUERIES

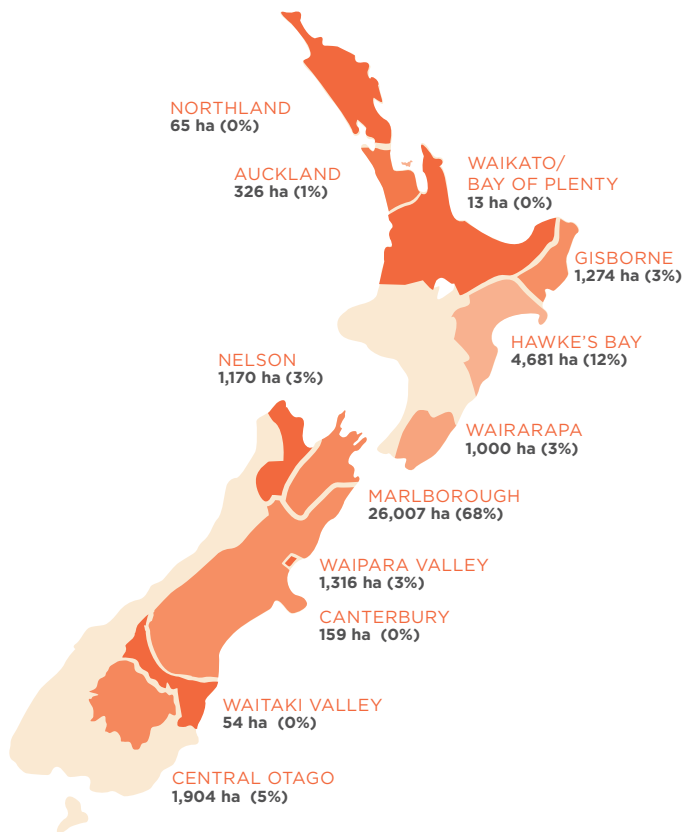
If you have any questions relating to the NZW Vineyard Register please contact Edwin Massey, Biosecurity and Emergency Response Manager
edwin.massey@nzwine.com | 03 265 4057

A Snapshot 2018

New Zealand Wine



NEW ZEALAND WINE
PURE DISCOVERY



TOTAL PRODUCING AREA
37,969ha

TOTAL PRODUCING AREA BY VARIETY

RED **7,876ha**

WHITE **30,092ha**

PRODUCING AREA OF SAUVIGNON BLANC

23,102ha

NUMBER OF VINEYARDS

2031

AVERAGE AREA OF VINEYARD


18.5ha

PERCENTAGE INCREASE ON PRECEDING YEAR

▲ 3%

Top Producing Varieties

Red Varieties



PINOT NOIR

72%

MERLOT

15%

SYRAH

6%

CABERNET SAUVIGNON

3%

MALBEC

2%


CABERNET FRANC

1%

OTHER

2%

White Varieties



SAUVIGNON BLANC

77%

CHARDONNAY

11%

PINOT GRIS

8%

RIESLING

2%

GEWÜRTZTRAMINER

1%

OTHER

1%

Contents

1.1	Producing Area (ha) by Region 2017 - 2020	3
2.1	Producing Area (ha) White Varieties 2017 - 2020	4
2.2	Producing Area (ha) Red Varieties 2017 - 2020	5
3.1	Average Vineyard Size 2017	6
3.2	Number of Vineyards by Size 2017	6
3.3	National Totals by Ownerships 2017	6
3.4	Percentage of Vineyards by Size 2017 (graphic)	7
3.5	National Totals by Ownerships 2017 (graphic)	7
4.0	2018 Producing Area by Region and Largest Variety (ha)	8
	Producing Area by Region and Variety (ha) 2017 - 2020:	
4.1	Northland	9
4.2	Auckland	10
4.3	Waikato / Bay of Plenty	11
4.4	Gisborne	12
4.5	Hawke's Bay	13
4.6	Wairarapa	14
4.7	Nelson	15
4.8	Marlborough	16
4.9	Waipara Valley	17
4.10	Canterbury	18
4.11	Central Otago / Waitaki Valley	19
5.0	Total Producing Area (ha) by Region and Variety 2017	20

1.1 Producing Area (ha)

By Region 2017 - 2020

Region	2017	2018	2019	2020
AUCKLAND				
Producing Area	325	326	328	331
Proportion of National Producing Area	1%	1%	1%	1%
CANTERBURY				
Producing Area	160	159	159	159
Proportion of National Producing Area	0%	0%	0%	0%
GISBORNE				
Producing Area	1,246	1,274	1,292	1,314
Proportion of National Producing Area	3%	3%	3%	3%
HAWKE'S BAY				
Producing Area	4,615	4,681	4,798	4,840
Proportion of National Producing Area	12%	12%	12%	12%
MARLBOROUGH				
Producing Area	25,243	26,007	26,547	26,693
Proportion of National Producing Area	68%	68%	69%	69%
NELSON				
Producing Area	1,093	1,170	1,184	1,185
Proportion of National Producing Area	3%	3%	3%	3%
NORTHLAND				
Producing Area	62	65	65	65
Proportion of National Producing Area	0%	0%	0%	0%
CENTRAL OTAGO				
Producing Area	1,886	1,904	1,914	1,938
Proportion of National Producing Area	5%	5%	5%	5%
WAITAKI VALLEY				
Producing Area	55	54	54	54
Proportion of National Producing Area	0%	0%	0%	0%
WAIKATO / BAY OF PLENTY				
Producing Area	13	13	13	13
Proportion of National Producing Area	0%	0%	0%	0%
WAIPARA VALLEY				
Producing Area	1,312	1,316	1,276	1,276
Proportion of National Producing Area	4%	3%	3%	3%
WAIRARAPA				
Producing Area	932	1,000	1,015	1,019
Proportion of National Producing Area	3%	3%	3%	3%
Totals:	36,943	37,969	38,644	38,886
Area Increase	717	1,026	675	242
Percentage Increase on preceding year	2%	3%	2%	1%

2.1 Producing Area (ha)

WHITE VARIETIES 2017 - 2020

Variety	2017	2018	2019	2020
Sauvignon Blanc	22,230	23,102	23,707	23,799
Chardonnay	3,114	3,163	3,204	3,258
Pinot Gris	2,369	2,447	2,478	2,519
Riesling	721	707	665	665
Gewürztraminer	229	227	227	227
Sauvignon Gris	109	101	101	101
Viognier	97	94	94	93
Semillon	46	46	45	45
Grüner Veltliner	44	46	46	46
Muscat Varieties	31	28	25	25
Albariño	28	33	35	38
Other/Unknown White	27	27	27	27
Arneis	23	20	20	20
Chenin Blanc	21	21	23	23
Pinot Blanc	9	10	10	10
Verdelho	7	7	7	7
Reichensteiner	3	3	3	3
Müller Thurgau	2	2	2	2
Flora	2	2	2	2
Ehrenfelser	1	1	1	1
Marsanne	1	1	1	1
Petit Manseng	1	1	1	1
Seibel	1	1	1	1
Fiano	1	1	1	1
Osteiner	1	1	1	1
Palamino	1	1	1	1
Breidecker	<1	<1	<1	<1
Würzer	<1	<1	<1	<1
Schuerere	<1	<1	<1	<1
Roussanne	<1	<1	<1	<1
Optima	<1	<1	<1	<1
Vermentino	<1	<1	<1	<1
Totals:	29,120	30,092	30,742	30,936
White Varieties Proportion of Total	79%	79%	80%	80%

2.2 Producing Area (ha)

RED VARIETIES 2017 - 2020

Variety	2017	2018	2019	2020
Pinot Noir	5,572	5,653	5,677	5,719
Merlot	1,211	1,186	1,197	1,197
Syrah	439	435	438	443
Cabernet Sauvignon	249	249	253	255
Malbec	121	119	119	120
Cabernet Franc	91	95	95	96
Pinotage	26	25	19	19
Pinot Meunier	21	21	23	23
Tempranillo	20	20	20	20
Other/Unknown Red	14	14	14	14
Lagrein	8	10	10	10
Gamay Noir	8	8	10	10
Petit Verdot	8	9	9	9
Montepulciano	8	8	8	8
Kolor	7	7	7	7
Sangiovese	6	6	6	6
Chambourcin	4	4	4	4
Tannat	2	2	2	2
Zinfandel	2	2	2	2
Nebbiolo	1	1	1	1
St Laurent	1	1	1	1
Grenache	1	1	1	1
Durif	<1	<1	<1	<1
Petit Syrah	<1	<1	<1	<1
Totals:	7,822	7,876	7,915	7,968
Red Varieties Proportion of Total	21%	21%	20%	20%

3.1 Average Vineyard Size 2017

Region	Regional Area Producing ha	Number of Vineyards	Average Area ha
Auckland	324	90	3.6
Canterbury	160	30	5.3
Gisborne	1,246	77	16.2
Hawke's Bay	4,615	237	19.5
Marlborough	25,243	1,045	24.2
Northland	62	21	3.0
Nelson	1,093	112	9.8
Central Otago / Waitaki Valley	1,941	224	8.7
Waikato / Bay of Plenty	14	4	3.4
Waipara Valley	1,312	65	20.2
Wairarapa	932	126	7.4
Totals:	36,943	2,031	18.2

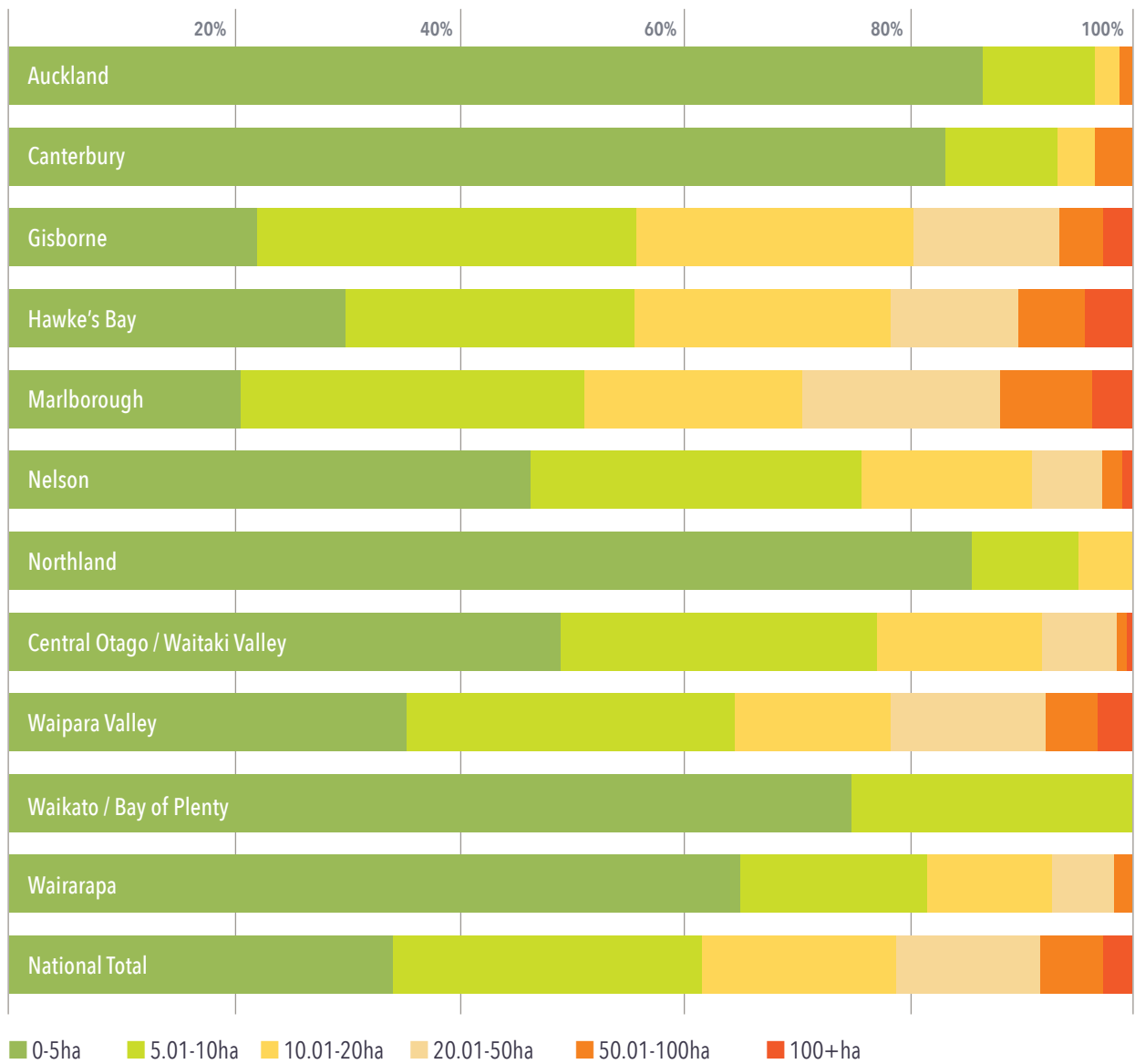
3.2 Number of Vineyards by Size 2017

Region	0-5ha	5.01-10ha	10.01-20ha	20.01-50ha	50.01-100ha	100.01+	National total
Auckland	78	9	2	-	1	-	90
Canterbury	25	3	1	-	1	-	30
Gisborne	17	26	19	10	3	2	77
Hawke's Bay	71	61	54	27	14	10	237
Marlborough	215	320	203	184	86	37	1045
Nelson	52	33	17	7	2	1	112
Northland	18	2	1	-	-	-	21
Central Otago/ Waitaki Valley	110	63	33	15	2	1	224
Waipara Valley	23	19	9	9	3	2	65
Waikato / Bay of Plenty	3	1	-	-	-	-	4
Wairarapa	82	21	14	7	2	-	126
Totals:	694	558	353	259	114	53	2031

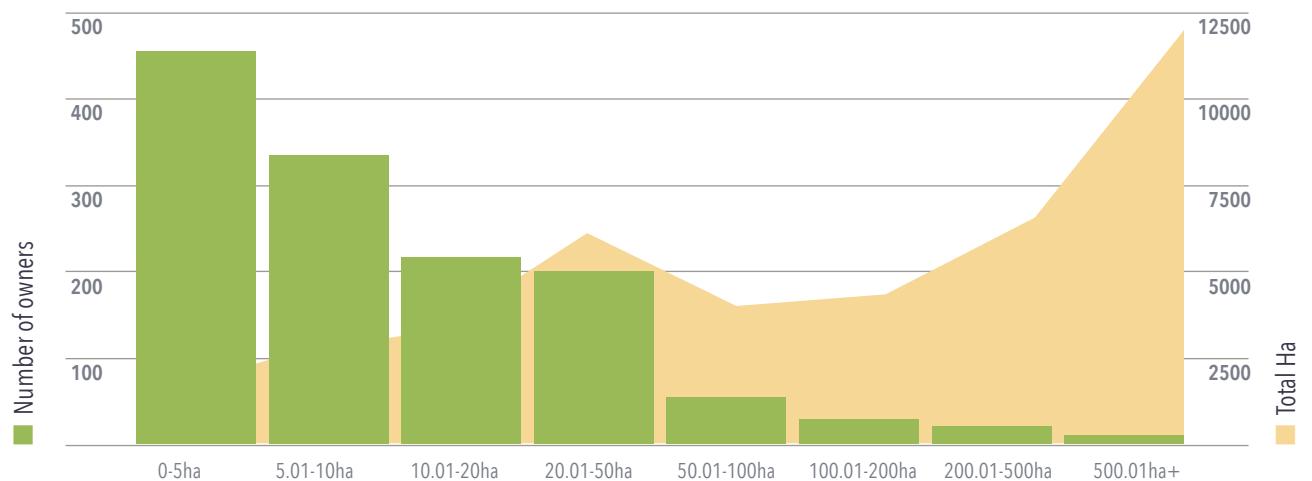
3.3 National Totals by Ownership 2017

	0-5ha	5.01-10ha	10.01-20ha	20.01-50ha	50.01-100ha	100.01-200ha	200.01-500ha	500.01+	TOTAL
Number of owners	443	326	210	195	53	28	20	9	1284
Total Ha	1,198	2,387	3,020	5,609	3,664	3,974	6,021	11,026	36,943
Area Increase from 2016	51	-168	70	-241	-391	-46	360	1,038	
Percentage Increase on preceding year	4%	-7%	2%	-4%	-11%	-1%	6%	9%	

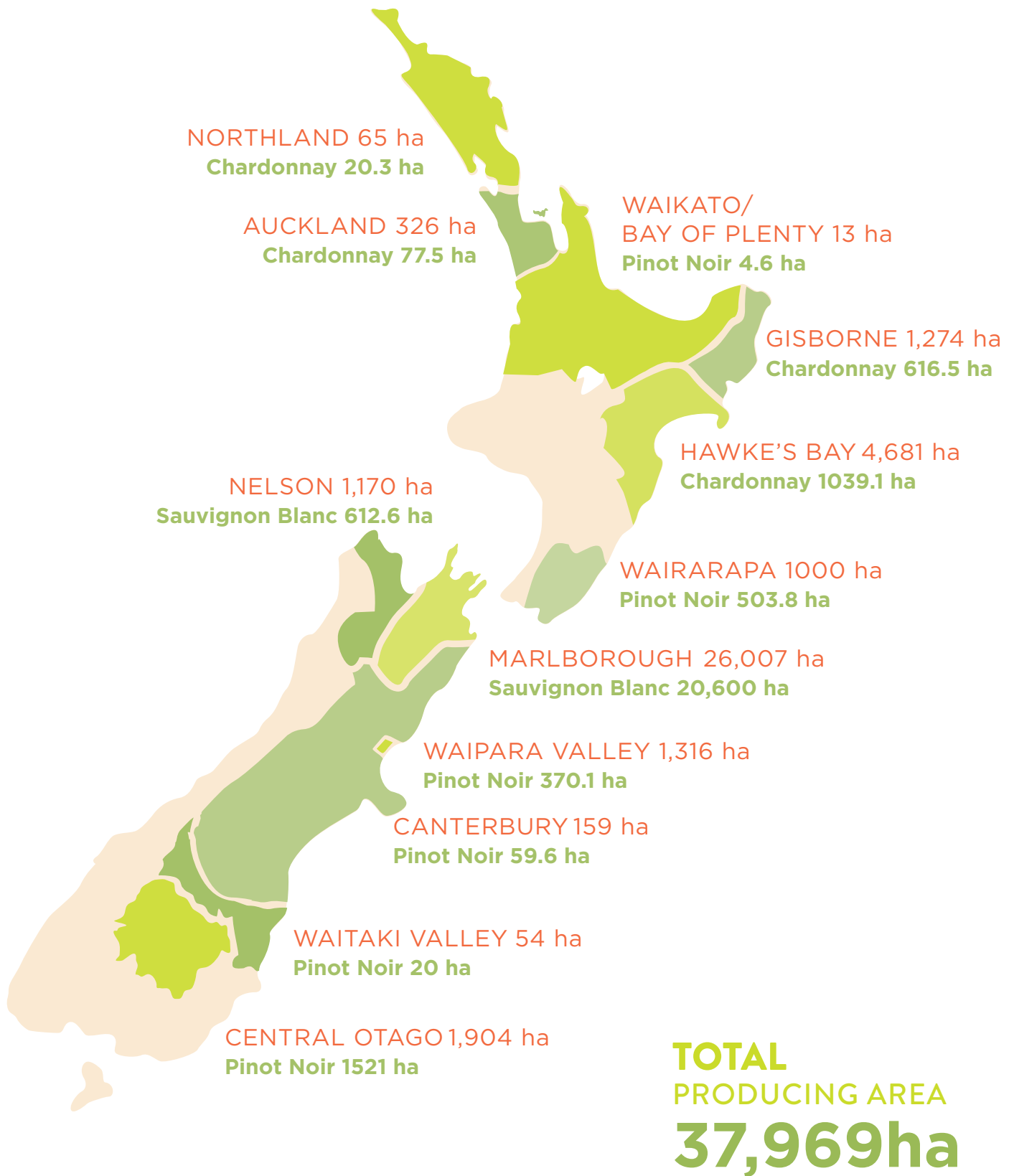
3.4 Percentage of Vineyards by Size 2017



3.5 National Totals by Ownership 2017



4.0 Producing Area by Region and largest Variety (ha)



*2018 producing area is based on projections submitted in the 2017 Vineyard Register

4.1 Producing Area by Region and Variety (ha)

NORTHLAND 2017 - 2020

Variety	2017	2018	2019	2020
Albariño	0.4	0.4	0.4	0.4
Cabernet Franc	0.9	0.9	0.9	0.9
Cabernet Sauvignon	1.5	1.5	2.0	2.0
Chambourcin	3.3	3.3	3.3	3.3
Chardonnay	19.6	20.3	20.3	20.3
Flora	0.8	0.8	0.8	0.8
Gewürztraminer	1.3	1.3	1.3	1.3
Malbec	0.6	0.6	0.6	0.6
Merlot	6.8	6.8	7.0	7.0
Montepulciano	0.2	0.2	0.2	0.2
Palamino	0.5	0.5	0.5	0.5
Pinot Gris	5.2	6.3	6.3	6.3
Pinot Noir	1.3	1.3	1.3	1.3
Pinotage	3.1	3.1	3.1	3.1
Sangiovese	0.4	0.4	0.4	0.4
Sauvignon Blanc	1.3	1.3	1.3	1.3
Seibel	0.4	0.4	0.4	0.4
Syrah	9.6	10.1	10.1	10.1
Tannat	0.8	0.8	0.8	0.8
Tempranillo	0.5	0.5	0.5	0.5
All Other Reds	0.3	0.3	0.3	0.3
All Other Whites	2.5	2.5	2.5	2.5
Vermentino	0.1	0.1	0.1	0.1
Viognier	0.8	0.8	0.8	0.8
Totals:	62.3	64.6	65.2	65.2

4.2 Producing Area by Region and Variety (ha)

AUCKLAND 2017 - 2020

Variety	2017	2018	2019	2020
Albariño	1.2	1.5	1.5	1.5
Arneis	0.1	0.1	0.1	0.1
Cabernet Franc	20.5	21.5	21.5	21.6
Cabernet Sauvignon	22.1	21.7	21.7	21.7
Chambourcin	0.2	0.2	0.3	0.4
Chardonnay	74.4	77.5	78.8	81.2
Flora	0.9	0.7	0.7	0.7
Gewürztraminer	6.3	4.6	4.6	4.6
Grenache	0.1	0.1	0.1	0.1
Grüner Veltliner	1.0	1.0	1.0	1.0
Kolor	1.0	1.0	1.0	1.0
Malbec	15.5	16.7	17.0	17.5
Marsanne	0.1	0.1	0.1	0.1
Merlot	39.3	40.0	40.3	40.7
Montepulciano	2.4	2.4	2.4	2.4
Nebbiolo	0.3	0.3	0.3	0.3
Petit Verdot	4.5	5.4	5.4	5.4
Pinot Gris	37.5	37.5	37.5	37.5
Pinot Noir	8.7	8.5	8.5	8.5
Pinotage	5.6	4.1	4.1	4.1
Riesling	0.8	0.8	0.8	0.8
Roussanne	0.2	0.2	0.2	0.2
Sangiovese	4.0	3.9	3.9	3.9
Sauvignon Blanc	9.4	9.4	9.4	9.4
Semillon	0.8	0.8	0.8	0.8
Syrah	52.7	51.4	51.7	52.4
Tannat	0.4	0.4	0.4	0.4
Tempranillo	0.7	0.6	0.6	0.6
All Other Reds	3.4	3.4	3.4	3.4
Verdelho	2.0	2.0	2.0	2.0
Viognier	8.7	8.1	7.4	6.4
Totals:	324.5	325.8	327.6	330.7

4.3 Producing Area by Region and Variety (ha)

WAIKATO / BAY OF PLENTY 2017 - 2020

Variety	2017	2018	2019	2020
Cabernet Franc	0.2	0.2	0.2	0.2
Cabernet Sauvignon	0.3	0.3	0.3	0.3
Chardonnay	3.0	4.0	3.0	3.0
Gewürztraminer	0.3	0.3	0.3	0.3
Malbec	0.4	0.4	0.4	0.4
Merlot	0.5	0.5	0.5	0.5
Pinot Gris	0.4	0.4	0.4	0.4
Pinot Noir	4.6	4.6	4.6	4.6
Riesling	0.3	0.3	0.3	0.3
Syrah	2.8	2.8	2.8	2.8
Totals:	12.6	13.6	12.6	12.6

4.4 Producing Area by Region and Variety (ha)

GISBORNE 2017 - 2020

Variety	2017	2018	2019	2020
Albariño	10.8	15.1	17.1	19.9
Arneis	13.2	10.3	10.3	10.3
Cabernet Franc	0.2	0.2	0.2	0.2
Cabernet Sauvignon	0.2	0.2	0.2	0.2
Chardonnay	619.9	616.5	635.7	655.3
Chenin Blanc	6.2	6.2	6.2	6.2
Fiano	0.1	0.1	0.1	0.1
Gewürztraminer	37.5	37.5	37.5	37.5
Lagrein	0.1	0.1	0.1	0.1
Malbec	5.2	5.2	5.2	5.2
Marsanne	0.9	0.9	0.9	0.9
Merlot	60.6	56.0	54.0	54.0
Montepulciano	0.5	0.5	0.5	0.5
Muscat Varieties	28.0	24.6	21.9	21.9
Pinot Gris	261.5	260.6	260.6	260.6
Pinot Meunier	0.2	0.2	0.2	0.2
Pinot Noir	43.2	43.2	40.0	40.0
Pinotage	6.0	6.0	6.0	6.0
Reichensteiner	2.8	2.8	2.8	2.8
Riesling	2.1	2.1	2.1	2.1
Sangiovese	0.1	0.1	0.1	0.1
Sauvignon Blanc	119.6	159.5	164.5	164.5
Sauvignon Gris	0.1	-	-	-
Semillon	3.0	3.0	3.0	3.0
Syrah	1.6	1.6	1.6	1.6
Tempranillo	1.0	1.0	1.0	1.0
All Other Reds	1.9	1.5	1.5	1.5
All Other Whites	0.8	0.8	0.8	0.8
Verdelho	0.3	0.3	0.3	0.3
Vermentino	0.1	0.1	0.1	0.1
Viognier	18.9	17.7	17.7	17.7
Totals:	1246.5	1273.7	1291.9	1314.3

4.5 Producing Area by Region and Variety (ha)

HAWKE'S BAY 2017 - 2020

Variety	2017	2018	2019	2020
Albariño	7.3	7.3	7.3	7.3
Arneis	9.2	9.2	9.2	9.2
Cabernet Franc	62.9	64.7	65.4	66.3
Cabernet Sauvignon	216.2	216.2	219.5	221.9
Chambourcin	0.7	0.8	0.8	0.8
Chardonnay	1034.4	1039.1	1052.1	1058.4
Chenin Blanc	7.1	7.6	9.1	9.1
Fiano	0.8	0.8	0.8	0.8
Flora	0.3	0.3	0.3	0.3
Gamay Noir	6.5	6.5	7.5	7.5
Gewürztraminer	42.4	42.4	42.4	42.4
Grenache	1.1	1.1	1.1	1.1
Grüner Veltliner	0.6	0.6	0.6	0.6
Kolor	2.5	2.5	2.5	2.5
Lagrein	5.7	7.5	7.9	7.9
Malbec	91.0	88.1	88.5	88.5
Merlot	1049.8	1034.7	1046.6	1046.6
Montepulciano	2.4	2.4	2.4	2.4
Muscat Varieties	0.8	0.8	0.8	0.8
Petit Syrah	0.3	0.3	0.3	0.3
Petit Verdot	2.8	2.8	2.8	2.8
Pinot Gris	422.6	471.9	474.0	474.0
Pinot Meunier	10.8	10.8	10.8	10.8
Pinot Noir	256.9	257.1	259.8	259.8
Pinotage	3.5	3.5	3.5	3.5
Riesling	8.6	6.7	6.7	6.7
Sangiovese	1.1	1.1	1.1	1.1
Sauvignon Blanc	939.5	969.8	1048.8	1076.3
Sauvignon Gris	1.9	1.9	1.9	1.9
Semillon	24.4	24.4	23.6	23.6
Syrah	332.6	330.3	332.3	336.5
Tannat	0.6	0.6	0.6	0.6
Tempranillo	12.1	12.1	12.1	12.1
All Other Reds	3.5	3.5	3.5	3.5
All Other Whites	0.7	0.7	0.7	0.7
Verdelho	4.3	4.3	4.3	4.3
Viognier	45.2	44.8	44.8	44.8
Zinfandel	1.7	1.7	1.7	1.7
Totals:	4615.2	4681.2	4798.5	4839.8

4.6 Producing Area by Region and Variety (ha)

WAIRARAPA 2017 - 2020

Variety	2017	2018	2019	2020
Cabernet Franc	0.6	0.6	0.6	0.6
Cabernet Sauvignon	0.9	1.1	1.1	1.1
Chardonnay	50.2	52.0	52.4	52.9
Chenin Blanc	1.1	1.1	1.1	1.1
Durif	0.5	0.5	0.5	0.5
Gewürztraminer	3.6	3.6	3.6	3.6
Grüner Veltliner	0.8	0.8	0.8	0.8
Malbec	0.1	0.1	0.1	0.1
Merlot	5.7	6.1	6.1	6.1
Müller Thurgau	0.5	0.5	0.5	0.5
Pinot Blanc	1.2	1.2	1.2	1.2
Pinot Gris	59.6	60.7	60.7	63.2
Pinot Meunier	1.7	1.7	1.7	1.7
Pinot Noir	491.9	503.8	517.6	519.0
Pinotage	1.2	1.2	1.4	1.6
Riesling	28.2	28.4	28.4	28.4
Sauvignon Blanc	256.8	309.1	309.1	309.1
Scheurere	0.4	0.4	0.4	0.4
Seibel	0.2	0.2	0.2	0.2
Semillon	0.2	0.2	0.2	0.2
Syrah	9.9	9.9	9.9	9.9
Tempranillo	0.2	0.2	0.2	0.2
All Other Reds	2.7	2.7	2.7	2.7
All Other Whites	11.6	11.6	11.6	11.6
Viognier	2.7	2.7	2.7	2.7
Totals:	932.4	1000.4	1014.7	1019.3

4.7 Producing Area by Region and Variety (ha)

NELSON 2017 - 2020

Variety	2017	2018	2019	2020
Albariño	2.7	2.7	2.7	3.2
Cabernet Franc	2.1	2.1	2.1	2.1
Cabernet Sauvignon	1.8	2.0	2.0	2.0
Chardonnay	99.4	105.2	109.8	112.8
Chenin Blanc	0.6	0.6	0.6	0.6
Gewürztraminer	22.1	22.1	22.1	22.1
Grüner Veltliner	6.3	8.3	8.3	8.3
Kolor	1.6	1.6	1.6	1.6
Lagrein	1.0	1.0	1.0	1.0
Malbec	4.5	4.5	4.5	4.5
Merlot	8.4	7.9	7.9	7.9
Montepulciano	1.9	1.4	1.4	1.4
Muscat Varieties	0.3	0.3	0.3	0.3
Petit Verdot	0.3	0.3	0.3	0.3
Pinot Blanc	1.4	1.4	1.8	1.8
Pinot Gris	131.4	132.4	133.0	133.0
Pinot Meunier	0.6	1.0	2.5	2.5
Pinot Noir	212.2	213.1	213.1	212.1
Riesling	38.8	38.8	38.2	38.2
Sauvignon Blanc	543.8	612.6	619.4	617.9
Syrah	6.4	5.6	5.6	5.6
Tempranillo	0.7	0.7	0.7	0.7
All Other Reds	0.9	0.9	0.9	0.9
Viognier	3.4	3.4	3.4	3.4
Würzer	0.4	0.4	0.4	0.4
Totals:	1092.9	1170.3	1183.5	1184.6

4.8 Producing Area by Region and Variety (ha)

MARLBOROUGH 2017 - 2020

Variety	2017	2018	2019	2020
Albariño	3.9	3.9	3.9	3.9
Arneis	0.9	0.9	0.9	0.9
Cabernet Franc	0.9	1.4	1.4	1.4
Cabernet Sauvignon	0.4	0.4	0.4	0.4
Chardonnay	1064.4	1094.2	1095.7	1114.5
Chenin Blanc	1.9	1.9	1.9	1.9
Gewürztraminer	82.9	82.9	82.9	82.9
Grüner Veltliner	30.6	30.6	30.6	30.6
Kolor	1.5	1.5	1.5	1.5
Lagrein	1.3	1.3	1.3	1.3
Malbec	2.6	2.6	2.6	2.6
Merlot	29.6	24.1	24.1	24.1
Montepulciano	1.0	1.0	1.0	1.0
Muscat Varieties	0.2	0.2	0.2	0.2
Nebbiolo	0.8	0.8	0.8	0.8
Petit Manseng	0.9	0.9	0.9	0.9
Pinot Blanc	3.0	3.0	3.0	3.0
Pinot Gris	1041.6	1069.4	1097.7	1135.5
Pinot Meunier	5.8	5.8	5.8	5.8
Pinot Noir	2604.7	2657.7	2659.5	2681.4
Pinotage	5.8	5.8	0.0	0.0
Riesling	280.0	267.3	267.3	267.3
Sauvignon Blanc	19919.1	20600.0	21114.3	21181.1
Sauvignon Gris	107.3	98.8	98.8	98.8
Semillon	12.8	12.8	12.8	12.8
St Laurent	0.2	0.2	0.2	0.2
Syrah	11.6	11.4	11.4	11.4
Tempranillo	3.1	3.1	3.1	3.1
All Other Reds	1.3	1.3	1.3	1.3
All Other Whites	8.5	8.5	8.5	8.5
Verdelho	0.2	0.2	0.2	0.2
Viognier	14.3	13.5	13.5	13.5
Totals:	25243.0	26007.2	26547.3	26692.6

4.9 Producing Area by Region and Variety (ha)

WAIPARA VALLEY 2017 - 2020

Variety	2017	2018	2019	2020
Albariño	1.2	1.2	1.2	1.2
Cabernet Franc	2.7	2.7	2.7	2.7
Cabernet Sauvignon	5.4	5.4	5.4	5.4
Chardonnay	77.8	77.8	77.8	77.8
Chenin Blanc	0.6	0.6	0.6	0.6
Gewürztraminer	16.6	16.6	16.6	16.6
Grüner Veltliner	2.6	2.6	2.6	2.6
Malbec	0.9	0.9	0.9	0.9
Merlot	8.2	8.2	8.2	8.2
Muscat Varieties	1.3	1.3	1.3	1.3
Optima	0.2	0.2	0.2	0.2
Pinot Gris	184.4	184.4	184.5	184.5
Pinot Noir	367.0	370.1	370.1	370.1
Pinotage	0.9	0.9	0.9	0.9
Riesling	263.4	263.3	222.5	222.5
Sauvignon Blanc	360.9	360.9	360.9	360.9
Semillon	4.6	4.6	4.6	4.6
St Laurent	0.7	0.7	0.7	0.7
Syrah	8.6	8.7	9.0	9.0
Tempranillo	1.0	1.0	1.0	1.0
All Other Whites	1.0	1.0	1.0	1.0
Verdelho	0.5	0.5	0.5	0.5
Viognier	2.0	2.4	2.7	2.9
Totals:	1312.4	1315.9	1275.7	1275.9

4.10 Producing Area by Region and Variety (ha)

CANTERBURY 2017 - 2020

Variety	2017	2018	2019	2020
Cabernet Sauvignon	0.1	0.1	0.1	0.1
Chardonnay	13.5	13.5	13.5	13.5
Ehrenfelser	1.2	1.2	1.2	1.2
Gewürztraminer	1.9	1.9	1.9	1.9
Malbec	0.1	0.1	0.1	0.1
Merlot	0.1	0.1	0.1	0.1
Müller Thurgau	1.7	1.7	1.7	1.7
Pinot Blanc	1.0	1.0	1.0	1.0
Pinot Gris	18.1	18.1	18.1	18.1
Pinot Noir	59.6	59.6	59.6	59.6
Riesling	21.8	21.8	21.8	21.8
Sauvignon Blanc	40.5	40.1	40.1	40.1
Syrah	0.2	0.2	0.2	0.2
Totals:	159.9	159.5	159.5	159.5

4.11 Producing Area by Region and Variety (ha)

CENTRAL OTAGO / WAITAKI VALLEY 2017 - 2020

Variety	2017	2018	2019	2020
Albariño	0.5	0.5	0.5	0.5
Breidecker	0.4	0.4	0.4	0.4
Cabernet Franc	0.3	0.3	0.3	0.3
Cabernet Sauvignon	0.4	0.4	0.4	0.4
Chardonnay	57.5	63.5	64.6	68.2
Chenin Blanc	3.1	3.1	3.6	3.6
Flora	0.2	0.2	0.2	0.2
Gamay Noir	1.6	1.6	2.1	2.1
Gewürztraminer	14.1	14.1	13.6	13.6
Grüner Veltliner	1.7	1.7	1.7	1.7
Lagrein	0.1	0.1	0.1	0.1
Merlot	2.1	2.1	2.1	2.1
Muscat Varieties	0.4	0.6	0.6	0.6
Osteiner	0.7	0.7	0.7	0.7
Pinot Blanc	2.6	3.0	3.0	3.0
Pinot Gris	207.0	205.4	205.4	206.4
Pinot Meunier	1.5	1.5	1.5	1.5
Pinot Noir	1522.3	1533.7	1542.7	1562.4
Riesling	77.5	77.5	77.0	77.0
Sauvignon Blanc	38.9	38.9	38.9	38.9
St Laurent	0.5	0.5	0.5	0.5
Syrah	3.1	3.1	3.1	3.1
Tempranillo	1.1	1.1	1.1	1.1
All Other Reds	0.5	0.6	0.6	0.6
All Other Whites	1.8	1.8	1.8	1.8
Viognier	1.0	1.0	1.0	1.0
Zinfandel	0.1	0.1	0.1	0.1
Totals:	1940.9	1957.4	1967.6	1991.9

5.0 Total Producing Area by Region and Variety 2017 (ha)

Variety	Northland	Auckland	Waikato / Bay of Plenty	Gisborne	Hawke's Bay	Wairarapa	Nelson	Marlborough	Waipara Valley	Canterbury	Central Otago/ Waitaki Valley	Total Ha 2017
Albariño	0.4	1.2	-	10.8	7.3	-	2.7	3.9	1.2	-	0.5	27.9
Arneis	-	0.1	-	13.2	9.2	-	-	0.9	-	-	-	23.4
Breidecker	-	-	-	-	-	-	-	-	-	-	0.4	0.4
Cabernet Franc	0.9	20.5	0.2	0.2	62.9	0.6	2.1	0.9	2.7	-	0.3	91.2
Cabernet Sauvignon	1.5	22.1	0.3	0.2	216.2	0.9	1.8	0.4	5.4	0.1	0.4	249.3
Chambourcin	3.3	0.2	-	-	0.7	-	-	-	-	-	-	4.2
Chardonnay	19.6	74.4	3.0	619.9	1034.4	50.2	99.4	1064.4	77.8	13.5	57.5	3114.1
Chenin Blanc	-	-	-	6.2	7.1	1.1	0.6	1.9	0.6	-	3.1	20.5
Durif	-	-	-	-	-	0.5	-	-	-	-	-	0.5
Ehrenfelser	-	-	-	-	-	-	-	-	-	1.2	-	1.2
Fiano	-	-	-	0.1	0.8	-	-	-	-	-	-	0.9
Flora	0.8	0.9	-	-	0.3	-	-	-	-	-	0.2	2.2
Gamay Noir	-	-	-	-	6.5	-	-	-	-	-	1.6	8.1
Gewürztraminer	1.3	6.3	0.3	37.5	42.4	3.6	22.1	82.9	16.6	1.9	14.1	228.9
Grenache	-	0.1	-	-	1.1	-	-	-	-	-	-	1.2
Grüner Veltliner	-	1.0	-	-	0.6	0.8	6.3	30.6	2.6	-	1.7	43.7
Kolor	-	1.0	-	-	2.5	-	1.6	1.5	-	-	-	6.7
Lagrein	-	-	-	0.1	5.7	-	1.0	1.3	-	-	0.1	8.1
Malbec	0.6	15.5	0.4	5.2	91.0	0.1	4.5	2.6	0.9	0.1	-	120.9
Marsanne	-	0.1	-	0.9	-	-	-	-	-	-	-	1.0
Merlot	6.8	39.3	0.5	60.6	1049.8	5.7	8.4	29.6	8.2	0.1	2.1	1211.0
Montepulciano	0.2	2.4	-	0.5	2.4	-	1.9	1.0	-	-	-	8.5
Müller Thurgau	-	-	-	-	-	0.5	-	-	-	1.7	-	2.2
Muscat Varieties	-	-	-	28.0	0.8	-	0.3	0.2	1.3	-	0.4	31.0
Nebbiolo	-	0.3	-	-	-	-	-	0.8	-	-	-	1.0
Optima	-	-	-	-	-	-	-	-	0.2	-	-	0.2
Osteiner	-	-	-	-	-	-	-	-	-	-	0.7	0.7
Palamino	0.5	-	-	-	-	-	-	-	-	-	-	0.5

Variety	Northland	Auckland	Waikato / Bay of Plenty	Gisborne	Hawke's Bay	Wairarapa	Nelson	Marlborough	Waipara Valley	Canterbury	Central Otago/ Waitaki Valley	Total ha 2017
Petit Manseng	-	-	-	-	-	-	-	0.9	-	-	-	0.9
Petit Syrah	-	-	-	-	0.3	-	-	-	-	-	-	0.3
Petit Verdot	-	4.5	-	-	2.8	-	0.3	-	-	-	-	7.6
Pinot Blanc	-	-	-	-	-	1.2	1.4	3.0	-	1.0	2.6	9.2
Pinot Gris	5.2	37.5	0.4	261.5	422.6	59.6	131.4	1041.6	184.4	18.1	207.0	2369.2
Pinot Meunier	-	-	-	0.2	10.8	1.7	0.6	5.8	-	-	1.5	20.6
Pinot Noir	1.3	8.7	4.6	43.2	256.9	491.9	212.2	2604.7	367.0	59.6	1522.3	5572.3
Pinotage	3.1	5.6	-	6.0	3.5	1.2	-	5.8	0.9	-	-	26.1
Reichensteiner	-	-	-	2.8	-	-	-	-	-	-	-	2.8
Riesling	-	0.8	0.3	2.1	8.6	28.2	38.8	28.0	263.4	21.8	77.5	721.4
Roussanne	-	0.2	-	-	-	-	-	-	-	-	-	0.2
Sangiovese	0.4	4.0	-	0.1	1.1	-	-	-	-	-	-	5.6
Sauvignon Blanc	1.3	9.4	-	119.6	939.5	256.8	543.8	19919.1	360.9	40.5	38.9	22229.8
Sauvignon Gris	-	-	-	0.1	1.9	-	-	107.3	-	-	-	109.3
Scheurere	-	-	-	-	-	0.4	-	-	-	-	-	0.4
Seibel	0.4	-	-	-	-	0.2	-	-	-	-	-	0.6
Semillon	-	0.8	-	3.0	24.4	0.2	-	12.8	4.6	-	-	45.7
St Laurent	-	-	-	-	-	-	-	0.2	0.7	-	0.5	1.4
Syrah	9.6	52.7	2.8	1.6	332.6	9.9	6.4	11.6	8.6	0.2	3.1	439.2
Tannat	0.8	0.4	-	-	0.6	-	-	-	-	-	-	1.9
Tempranillo	0.5	0.7	-	1.0	12.1	0.2	0.7	3.1	1.0	-	1.1	20.4
Verdelho	-	2.0	-	0.3	4.3	-	-	0.2	0.5	-	-	7.3
Vermentino	0.1	-	-	0.1	-	-	-	-	-	-	-	0.2
Viognier	0.8	8.7	-	18.9	45.2	2.7	3.4	14.3	2.0	-	1.0	97.1
Würzer	-	-	-	-	-	-	0.4	-	-	-	-	0.4
Zinfandel	-	-	-	-	1.7	-	-	-	-	-	0.1	1.8
All Other Reds	0.3	3.4	-	1.9	3.5	2.7	0.9	1.3	-	-	0.5	14.5
All Other Whites	2.5	-	-	0.8	0.7	11.6	-	8.5	1.0	-	1.8	26.8
Totals	62.3	324.5	12.6	1246.5	4615.2	932.4	1092.9	25243.0	1312.4	159.9	1940.9	36942.5



NEW ZEALAND WINE

PURE DISCOVERY