



Vineyard Report

New Zealand Winegrowers | 2020-2023



NEW ZEALAND WINE
PURE DISCOVERY

Projections for 2021-2023 within this document are based on data collected from NZW members in the 2020 Biosecurity Vineyard Register.



Vineyard Report

New Zealand Winegrowers | 2020-2023

QUERIES

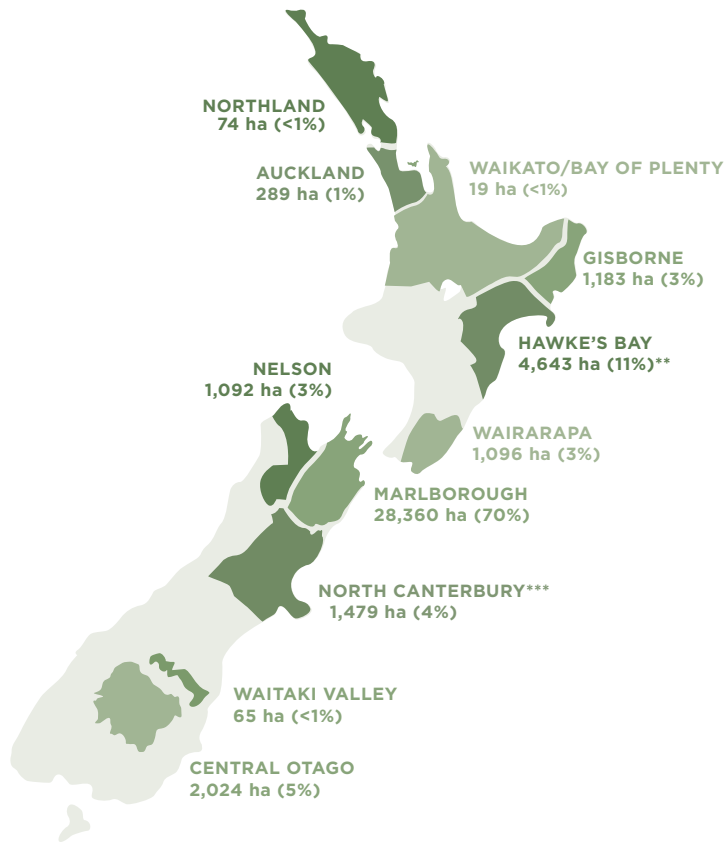
If you have any questions relating to the NZW Biosecurity Vineyard Register please contact Sophie Badland, Biosecurity and Emergency Response Manager
sophie.badland@nzwine.com | 03 577 6001 | 027 700 4142

A Snapshot 2021

New Zealand Wine



NEW ZEALAND WINE
PURE DISCOVERY



TOTAL PRODUCING AREA
40,323ha

TOTAL PRODUCING AREA* BY VARIETY

RED **7,830ha**

WHITE **32,493ha**

PRODUCING AREA OF SAUVIGNON BLANC
25,326ha

NUMBER OF VINEYARDS
2032

AVERAGE AREA OF VINEYARD
20ha

PERCENTAGE INCREASE ON PRECEDING YEAR
▲ 2%

*** Since the collection of data for the 2020 - 2023 vineyard register reports the North Canterbury geographical indication boundaries have been accepted which encompasses the areas previously known as Canterbury and North Canterbury in this report.

Top Producing Varieties



Red Varieties

TOTAL 7,830ha

PINOT NOIR

73%

MERLOT

14%

SYRAH

6%

CABERNET SAUVIGNON


3%

MALBEC

1%

OTHER

3%



White Varieties

TOTAL 32,493ha

SAUVIGNON BLANC

78%

CHARDONNAY

10%

PINOT GRIS

8%

RIESLING

2%

GEWÜRZTRAMINER

1%

OTHER

1%

*2021 producing area is based on projections for 2021 submitted in the 2020 Biosecurity Vineyard Register

**The Hawke's Bay figures within the 2020 Vineyard Report contained an error that has now been corrected in this document, the 2021 Vineyard Report. The Hawke's Bay vineyard area was overstated in the 2020 report by approximately 450 hectares. The error largely related to the figures for Sauvignon Blanc.

Contents

1.1	Producing Area (ha) by Region 2020 - 2023	3
2.1	Producing Area (ha) White Varieties 2020 - 2023	4
2.2	Producing Area (ha) Red Varieties 2020 - 2023	5
3.1	Average Vineyard Size 2020	6
3.2	Number of Vineyards by Size 2020	6
3.3	Percentage of Vineyards by Size 2020 (graphic)	7
3.4	National Totals by Ownerships 2018-2020	8
3.5	National Totals by Ownerships 2018-2020 (graphic)	8
4.0	Producing Area by Region and Largest Variety 2020 (ha)	9
	Producing Area by Region and Variety (ha) 2020 - 2023:	
4.1	Northland	10
4.2	Auckland	11
4.3	Waikato / Bay of Plenty	12
4.4	Gisborne	13
4.5	Hawke's Bay	14
4.6	Wairarapa	15
4.7	Nelson	16
4.8	Marlborough	17
4.9	North Canterbury	18
4.10	Waitaki Valley	19
4.11	Central Otago	20
5.0	Total Producing Area (ha) by Region and Variety 2021	21

1.1 Producing Area (ha)

By Region 2020 - 2023

Region	2020	2021	2022	2023
AUCKLAND				
Producing Area	291	289	291	294
Proportion of National Producing Area	1%	1%	1%	1%
NORTH CANTERBURY				
Producing Area	1467	1479	1481	1484
Proportion of National Producing Area	4%	4%	4%	4%
CENTRAL OTAGO				
Producing Area	1956	2024	2041	2044
Proportion of National Producing Area	5%	5%	5%	5%
GISBORNE				
Producing Area	1142	1183	1198	1188
Proportion of National Producing Area	3%	3%	3%	3%
HAWKE'S BAY				
Producing Area	4563*	4643	4707	4721
Proportion of National Producing Area	11%	11%	11%	11%
MARLBOROUGH				
Producing Area	27818	28360	28583	28628
Proportion of National Producing Area	70%	70%	70%	70%
NELSON				
Producing Area	1082	1092	1094	1102
Proportion of National Producing Area	3%	3%	3%	3%
NORTHLAND				
Producing Area	72	74	74	74
Proportion of National Producing Area	<1%	<1%	<1%	<1%
WAITAKI VALLEY				
Producing Area	65	65	65	65
Proportion of National Producing Area	<1%	<1%	<1%	<1%
WAIKATO / BAY OF PLENTY				
Producing Area	19	19	19	19
Proportion of National Producing Area	<1%	<1%	<1%	<1%
WAIRARAPA				
Producing Area	1067	1096	1100	1101
Proportion of National Producing Area	3%	3%	3%	3%
Totals:	39543	40323	40652	40720
Area Increase	700	780	329	68
Percentage Increase on preceding year	2%	2%	1%	<1%

*The Hawke's Bay figures within the 2020 Vineyard Report contained an error that has now been corrected in this document, the 2021 Vineyard Report. The Hawke's Bay vineyard area was overstated in the 2020 report by approximately 450 hectares. The error largely related to the figures for Sauvignon Blanc.

2.1 Producing Area (ha)

WHITE VARIETIES 2020 - 2023

Variety	2020	2021	2022	2023
Sauvignon Blanc	24998	25326	25688	25737
Chardonnay	3186	3194	3264	3262
Pinot Gris	2607	2774	2786	2790
Riesling	633	634	634	634
Gewürztraminer	193	193	194	196
Sauvignon Gris	106	106	106	107
Viognier	75	69	69	69
Albariño	50	54	56	60
Grüner Veltliner	40	40	40	40
Semillon	28	28	28	28
Chenin Blanc	17	17	17	17
Muscat Varieties	7	7	7	7
All Other Whites	17	17	17	17
Arneis	11	10	10	10
Pinot Blanc	10	11	11	11
Verdelho	3	3	3	3
Flora	3	3	3	3
Muller Thurgau	2	2	2	2
Unknown Whites	1	1	1	1
Ehrenfelser	1	1	1	1
Petit Manseng	1	1	1	1
Osteiner	1	1	1	1
Würzer	0.4	0.4	0.4	0.4
Marsanne	0.6	0.5	0.5	0.5
Muscat Blanc a Petit Grains	1.2	0.4	0.4	0.4
Optima	0.1	0.1	0.1	0.1
Fiano	0.1	0.1	0.1	0.1
Vermentino	0.9	0.1	0.1	0.1
Seibel	0.4	0.4	0.4	0.4
Breidecker	0.4	0.4	0.4	0.4
Roussanne	0.0	0.1	0.1	0.1
Totals:	31996	32493	32940	32998
White Varieties Proportion of Total	81%	81%	81%	81%

2.2 Producing Area (ha)

RED VARIETIES 2020 - 2023

Variety	2020	2021	2022	2023
Pinot Noir	5648	5779	5812	5817
Merlot	1088	1086	1086	1086
Syrah	433	434	438	442
Cabernet Sauvignon	217	217	217	217
Malbec	103	101	101	101
Cabernet Franc	90	90	90	91
Tempranillo	20	20	20	20
Pinotage	16	16	16	16
All Other Reds	14	14	14	14
Pinot Meunier	11	11	11	11
Gamay Noir	11	12	12	12
Lagrein	10	10	10	10
Petit Verdot	8	8	8	8
Montepulciano	8	8	8	8
Chambourcin	5	6	6	6
Sangiovese	5	5	5	5
Kolor	4	4	4	4
Tannat	2	2	3	3
Zinfandel	2	2	2	2
St Laurent	2	2	2	2
Albany Surprise	1	1	1	1
Grenache	1	1	1	1
Nebbiolo	1	1	1	1
Durif	0.5	0.5	0.5	0.5
Totals:	7702	7830	7868	7878
Red Varieties Proportion of Total	19%	20%	19%	19%

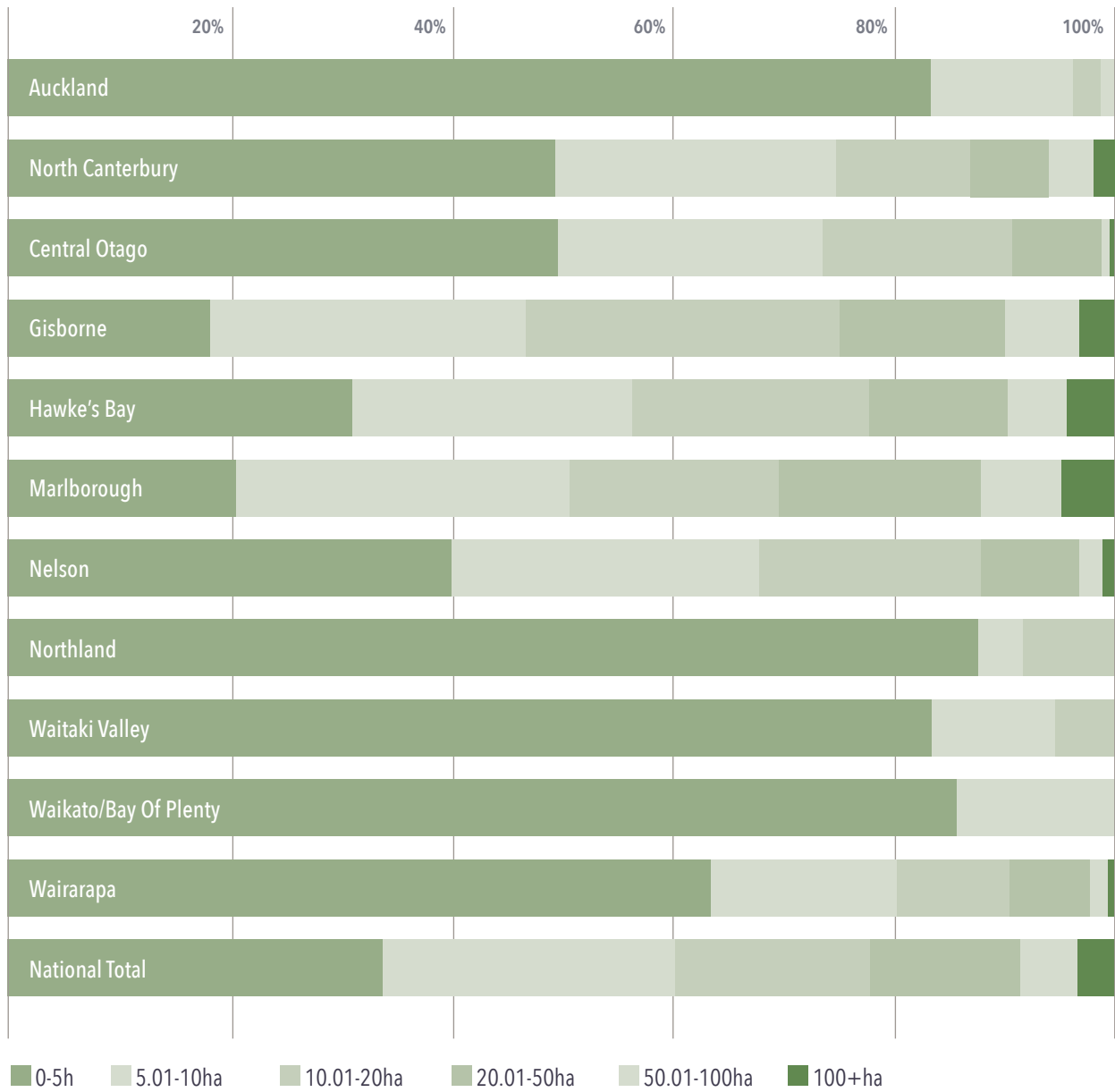
3.1 Average Vineyard Size 2020

Region	Regional Area Producing ha	Number of Vineyards	Average Area ha
Auckland	291	78	4
North Canterbury	1467	99	15
Central Otago	1956	223	9
Gisborne	1142	60	19
Hawke's Bay	4563	225	20
Marlborough	27818	1082	26
Nelson	1082	90	12
Northland	72	24	3
Waikato / Bay of Plenty	19	7	3
Waitaki Valley	65	18	4
Wairarapa	1067	126	8
Totals:	39543	2032	19

3.2 Number of Vineyards by Size 2020

Region	0-5ha	5.01-10ha	10.01-20ha	20.01-50ha	50.01-100ha	100.01+	National total
Auckland	65	10	2	-	1	-	78
North Canterbury	49	25	12	7	4	2	99
Central Otago	111	53	38	18	2	1	223
Gisborne	11	17	17	9	4	2	60
Hawke's Bay	70	57	48	28	12	10	225
Marlborough	222	326	205	197	78	54	1082
Northland	36	25	18	8	2	1	90
Nelson	21	1	2	-	-	-	24
Waitaki Valley	15	2	1	-	-	-	18
Waikato / Bay of Plenty	6	1	-	-	-	-	7
Wairarapa	80	21	13	9	2	1	126
Totals	686	538	356	276	105	71	2032

3.3 Percentage of Vineyards by Size 2020



3.4 National Totals by Ownership 2018-2020

	0-5ha	5.01-10ha	10.01-20ha	20.01-50ha	50.01-100ha	100.01-200ha	200.01-500ha	500.01+	TOTAL
2020 Total Number of Owners	427	299	201	184	57	28	26	9	1231
2020 Total Ha	1,102	2,174	2,807	5,735	3,906	3,668	7,945	12,320	39,543
Area increase/decrease from 2019 Ha	-37	-172	77	-174	123	-217	1,199	-107	578
Percentage Increase on 2019 Ha	-3%	-7%	3%	-3%	3%	-6%	18%	-1%	1%
2019 Total Number of Owners	431	321	195	189	54	27	21	10	1248
2019 Total Ha	1,139	2,346	2,730	5,909	3,783	3,885	6,746	12,427	38,965
Area increase/decrease from 2018 Ha	-74	-37	-233	216	97	20	-527	1,430	892
Percentage Increase on 2018 Ha	-6%	-2%	-8%	4%	3%	1%	-7%	13%	2%
2018 Total Number of Owners	456	327	209	188	53	28	23	8	1292
2018 Total Ha	1,213	2,383	2,963	5,693	3,686	3,865	7,273	10,997	38,073

3.5 National Totals 2018-2020

Table 1 National Totals by Hectares 2018-2020

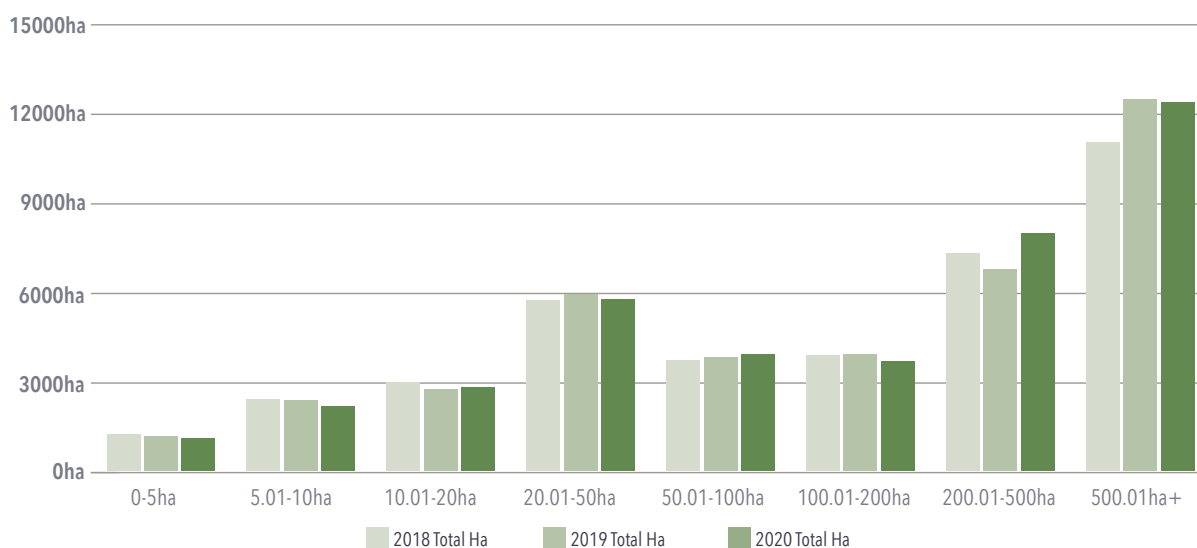
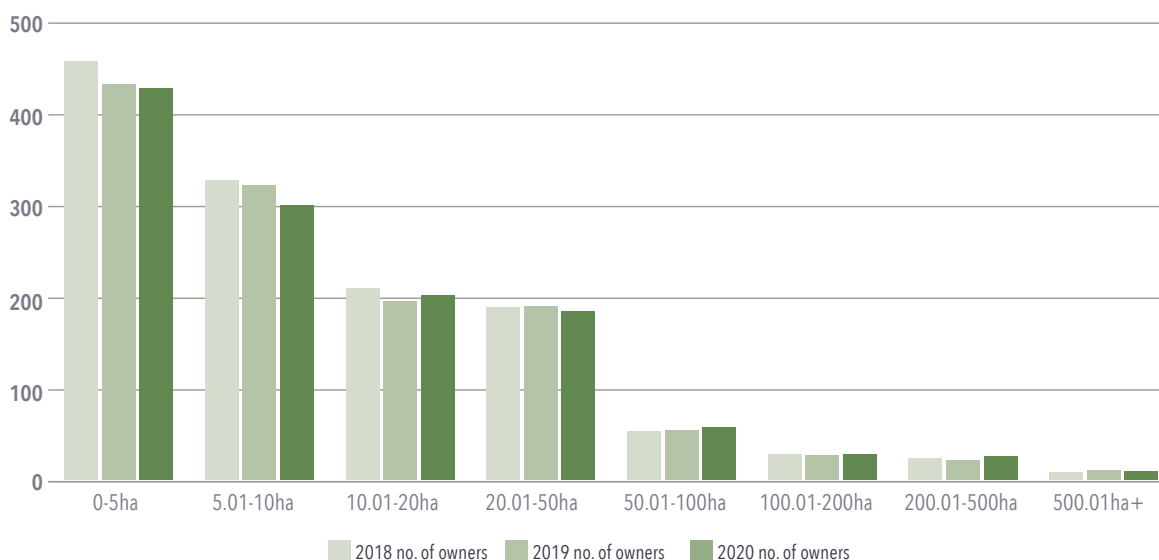
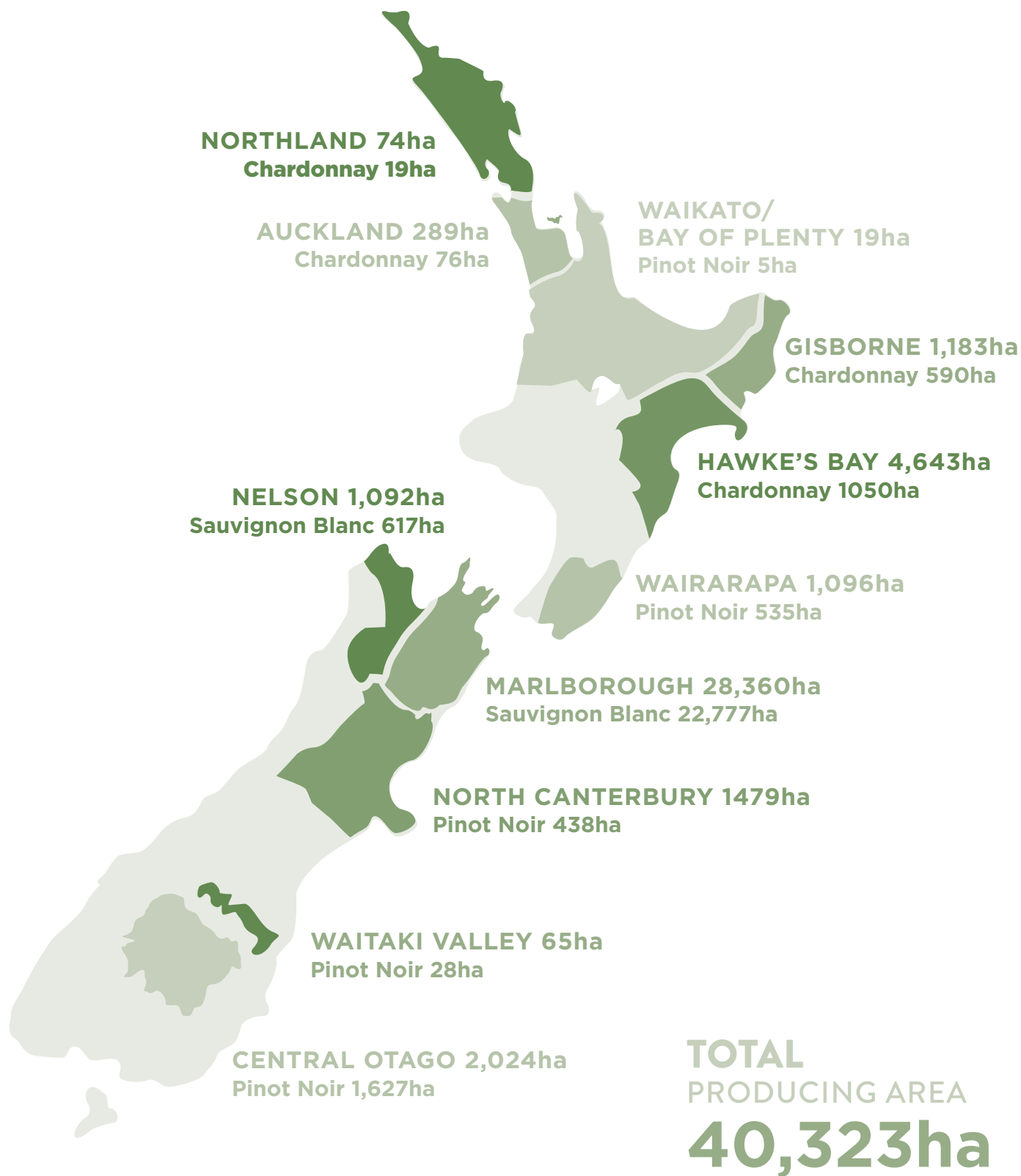


Table 2 National Totals by Ownership 2018-2020



4.0 Producing Area by Region and largest Variety 2021 (ha)



*The Hawke's Bay figures within the 2020 Vineyard Report contained an error that has now been corrected in this document, the 2021 Vineyard Report. The Hawke's Bay vineyard area was overstated in the 2020 report by approximately 450 hectares. The error largely related to the figures for Sauvignon Blanc.

4.1 Producing Area by Region and Variety (ha)

NORTHLAND 2020 - 2023

Variety	2020	2021	2022	2023
Albariño	0.7	0.7	0.7	0.7
Arneis	1.0	1.0	1.0	1.0
Cabernet Franc	3.6	3.6	3.6	3.6
Cabernet Sauvignon	0.3	0.3	0.3	0.3
Chambourcin	3.4	3.4	3.4	3.4
Chardonnay	18.4	18.8	18.8	18.8
Flora	0.8	0.6	0.6	0.6
Gewürztraminer	0.9	0.7	0.7	0.7
Malbec	0.1	0.1	0.1	0.1
Marsanne	0.1	0.1	0.1	0.1
Merlot	5.9	5.9	5.9	5.9
Montepulciano	0.2	0.2	0.2	0.2
Muscat Blanc a Petit Grains	0.1	0.1	0.1	0.1
Petit Verdot	0.0	0.1	0.1	0.1
Pinot Gris	10.8	11.4	11.4	11.4
Pinot Noir	0.0	0.3	0.3	0.3
Pinotage	3.7	3.7	3.7	3.7
Roussanne	0.0	0.1	0.1	0.1
Sangiovese	0.5	0.5	0.5	0.5
Sauvignon Blanc	1.4	1.4	1.4	1.4
Sauvignon Gris	0.1	0.1	0.1	0.1
Semillon	0.1	0.1	0.1	0.1
Syrah	11.4	12.1	12.1	12.1
Tannat	1.6	1.6	1.6	1.6
Tempranillo	0.9	0.9	0.9	0.9
Vermentino	0.1	0.1	0.1	0.1
Viognier	3.7	3.7	3.7	3.7
All Other Whites	2.5	2.5	2.5	2.5
Totals:	72	74	74	74

4.2 Producing Area by Region and Variety (ha)

AUCKLAND 2020 - 2023

Variety	2020	2021	2022	2023
Albany Surprise	1.0	1.0	1.0	1.0
Albariño	2.9	2.9	3.0	6.2
Arneis	0.1	0.1	0.1	0.1
Cabernet Franc	17.1	17.1	17.2	17.2
Cabernet Sauvignon	17.3	17.3	17.3	17.3
Chambourcin	0.8	1.8	1.8	1.8
Chardonnay	77.1	75.6	77.6	77.6
Flora	1.9	1.9	1.9	1.9
Gewürztraminer	2.1	2.1	2.1	2.1
Grenache	0.1	0.1	0.1	0.1
Grüner Veltliner	1.0	1.0	1.0	1.0
Kolor	1.0	1.0	1.0	1.0
Malbec	14.8	13.8	13.8	13.8
Marsanne	0.5	0.4	0.4	0.4
Merlot	33.7	33.7	33.8	33.8
Montepulciano	2.6	2.9	2.9	2.9
Muscat Varieties	0.5	0.5	0.5	0.5
Nebbiolo	0.3	0.3	0.3	0.3
Petit Manseng	0.3	0.3	0.3	0.3
Petit Verdot	5.4	5.4	5.4	5.4
Pinot Gris	34.1	34.2	34.2	34.2
Pinot Noir	6.3	5.9	5.2	5.2
Pinotage	2.2	2.2	2.2	2.2
Riesling	0.8	0.8	0.8	0.8
Sangiovese	3.3	3.3	3.3	3.3
Sauvignon Blanc	8.3	8.3	8.3	8.3
Semillon	0.8	0.8	0.8	0.8
St Laurent	0.2	0.2	0.2	0.2
Syrah	45.4	44.7	45.0	45.0
Tannat	0.1	0.3	0.3	0.3
Tempranillo	0.6	0.6	0.6	0.6
Verdelho	2.0	2.0	2.0	2.0
Viognier	3.7	3.8	3.8	3.8
All Other Reds	2.9	2.9	2.9	2.9
Totals:	291	289	291	294

4.3 Producing Area by Region and Variety (ha)

WAIKATO / BAY OF PLENTY 2020 - 2023

Variety	2020	2021	2022	2023
Cabernet Franc	0.6	0.6	0.6	0.6
Cabernet Sauvignon	0.4	0.4	0.4	0.4
Chardonnay	5.0	5.0	5.0	5.0
Gewürztraminer	0.3	0.3	0.3	0.3
Malbec	0.5	0.5	0.5	0.5
Merlot	0.8	0.8	0.8	0.8
Pinot Gris	2.3	2.3	2.3	2.3
Pinot Noir	5.4	5.4	5.4	5.4
Pinotage	0.1	0.1	0.1	0.1
Riesling	0.3	0.3	0.3	0.3
Seibel	0.3	0.3	0.3	0.3
Syrah	3.2	3.2	3.2	3.2
Totals:	19	19	19	19

4.4 Producing Area by Region and Variety (ha)

GISBORNE 2020 - 2023

Variety	2020	2021	2022	2023
Albariño	21.7	24.3	24.3	24.3
Chardonnay	586.5	589.5	592.0	582.6
Chenin Blanc	6.3	6.3	6.3	6.3
Gewürztraminer	20.9	19.6	19.6	19.6
Malbec	5.3	5.3	5.3	5.3
Merlot	24.8	24.8	24.8	24.8
Montepulciano	0.5	0.5	0.5	0.5
Muscat Blanc a Petit Grains	0.8	0.0	0.0	0.0
Muscat Varieties	3.8	3.3	3.3	3.3
Pinot Gris	257.4	267.4	267.4	267.4
Pinot Meunier	0.2	0.2	0.2	0.2
Pinot Noir	24.5	24.7	24.7	24.7
Pinotage	3.5	3.5	3.5	3.5
Riesling	2.0	2.0	2.0	2.0
Sangiovese	0.1	0.1	0.1	0.1
Sauvignon Blanc	168.9	201.2	213.6	213.6
Semillon	0.7	0.7	0.7	0.7
Syrah	0.6	0.6	0.6	0.6
Unknown White	0.9	0.9	0.9	0.9
Verdelho	0.3	0.3	0.0	0.0
Vermentino	0.8	0.0	0.0	0.0
Viognier	11.2	6.8	6.8	6.8
All Other Reds	0.9	0.9	0.9	0.9
Totals:	1142	1183	1198	1188

4.5 Producing Area by Region and Variety (ha)

HAWKE'S BAY 2020 - 2023

Variety	2020	2021	2022	2023
Albarino	9.0	9.0	9.0	9.2
Arneis	9.4	8.1	8.1	8.1
Cabernet Franc	61.9	61.1	61.1	61.6
Cabernet Sauvignon	192.7	191.9	191.9	191.9
Chambourcin	0.8	0.8	0.8	0.8
Chardonnay	1039.6	1049.6	1077.2	1080.8
Chenin Blanc	2.3	2.3	2.5	2.5
Fiano	0.1	0.1	0.1	0.1
Flora	0.3	0.3	0.3	0.3
Gamay Noir	7.7	7.7	8.0	8.0
Gewürztraminer	45.6	43.0	43.0	43.0
Grenache	1.3	1.3	1.3	1.3
Grüner Veltliner	0.6	0.6	0.6	0.6
Kolor	2.5	2.5	2.5	2.5
Lagrein	8.0	8.0	8.0	8.0
Malbec	74.6	73.6	73.6	73.6
Merlot	984.1	981.3	981.3	981.3
Montepulciano	2.2	2.2	2.2	2.2
Muscat Varieties	1.1	1.1	1.1	1.1
Petit Verdot	2.7	2.6	2.6	2.6
Pinot Blanc	0.0	0.3	0.3	0.3
Pinot Gris	563.9	666.0	675.5	677.0
Pinot Meunier	3.2	3.2	3.2	3.2
Pinot Noir	221.9	222.6	228.5	228.5
Pinotage	0.5	0.5	0.5	0.5
Riesling	4.2	2.4	2.4	2.4
Sangiovese	1.1	1.1	1.1	1.1
Sauvignon Blanc	905.5	886.9	904.1	908.3
Sauvignon Gris	2.2	2.2	2.2	2.2
Semillon	15.8	15.8	15.8	15.8
Syrah	339.0	336.4	339.8	343.8
Tannat	0.5	0.5	0.7	0.7
Tempranillo	12.5	12.5	12.5	12.5
Unknown White	0.4	0.4	0.4	0.4
Viognier	39.8	39.2	39.2	39.2
Zinfandel	1.8	1.8	1.8	1.8
All Other Reds	3.6	3.6	3.6	3.6
All Other Whites	0.3	0.3	0.3	0.3
Totals:	4563	4643	4707	4721

*The Hawke's Bay figures within the 2020 Vineyard Report contained an error that has now been corrected in this document, the 2021 Vineyard Report. The Hawke's Bay vineyard area was overstated in the 2020 report by approximately 450 hectares. The error largely related to the figures for Sauvignon Blanc.

4.6 Producing Area by Region and Variety (ha)

WAIRARAPA 2020 - 2023

Variety	2020	2021	2022	2023
Albariño	0.5	0.5	0.5	0.5
Cabernet Franc	0.7	0.7	0.7	0.7
Cabernet Sauvignon	0.5	0.5	0.5	0.5
Chardonnay	52.3	54.0	56.4	56.4
Chenin Blanc	1.1	1.1	1.2	1.2
Durif	0.5	0.5	0.5	0.5
Gamay Noir	0.2	0.7	0.7	0.7
Gewürztraminer	1.6	1.6	1.6	1.6
Grüner Veltliner	0.4	0.4	0.4	0.4
Lagrein	0.2	0.2	0.2	0.2
Malbec	0.1	0.1	0.1	0.1
Merlot	5.0	5.0	5.0	5.0
Muller Thurgau	0.5	0.5	0.5	0.5
Pinot Blanc	0.6	0.6	0.6	0.6
Pinot Gris	49.2	48.9	48.9	48.9
Pinot Meunier	1.2	1.2	1.2	1.2
Pinot Noir	532.1	534.7	535.6	537.0
Riesling	20.5	20.5	20.7	20.7
Sauvignon Blanc	371.2	395.5	395.5	395.5
Seibel	0.1	0.1	0.1	0.1
Semillon	0.5	0.5	0.5	0.5
St Laurent	0.2	0.2	0.2	0.2
Syrah	9.7	9.7	9.7	9.7
Tempranillo	0.4	0.4	0.4	0.4
Viognier	2.2	2.2	2.2	2.2
All Other Reds	4.1	4.1	4.1	4.1
All Other Whites	11.6	11.6	11.6	11.6
Totals:	1067	1096	1100	1101

4.7 Producing Area by Region and Variety (ha) NELSON 2020 - 2023

Variety	2020	2021	2022	2023
Albariño	3.6	4.7	7.0	7.5
Cabernet Franc	2.1	2.1	2.1	2.1
Cabernet Sauvignon	1.1	1.1	1.1	1.1
Chardonnay	109.6	109.3	111.4	113.9
Chenin Blanc	0.2	0.2	0.2	0.2
Gewürztraminer	18.6	18.6	18.6	20.5
Grüner Veltliner	7.0	7.0	7.0	7.0
Kolor	0.2	0.2	0.2	0.2
Malbec	4.7	4.7	4.7	4.7
Merlot	2.5	2.5	2.5	2.5
Montepulciano	1.4	1.4	1.4	1.4
Pinot Blanc	0.9	0.9	0.9	0.9
Pinot Gris	117.9	117.9	114.8	114.8
Pinot Noir	172.1	171.6	171.6	171.6
Riesling	25.3	25.1	25.1	25.1
Sauvignon Blanc	607.1	616.9	617.4	619.4
Sauvignon Gris	1.1	1.1	1.1	2.0
Syrah	2.4	2.4	2.4	2.4
Viognier	2.9	2.9	2.9	2.9
Würzer	0.4	0.4	0.4	0.4
All Other Reds	0.9	0.9	0.9	0.9
Totals:	1082	1092	1094	1102

4.8 Producing Area by Region and Variety (ha)

MARLBOROUGH 2020 - 2023

Variety	2020	2021	2022	2023
Albariño	10.1	10.1	10.1	10.1
Arneis	0.9	0.9	0.9	0.9
Cabernet Franc	0.8	0.8	0.8	0.8
Cabernet Sauvignon	0.4	0.4	0.4	0.4
Chardonnay	1119.9	1109.4	1132.4	1132.4
Chenin Blanc	1.9	1.9	1.9	1.9
Gamay Noir	1.0	1.0	1.0	1.0
Gewürztraminer	68.8	72.9	74.0	74.0
Grüner Veltliner	27.0	27.0	27.0	27.0
Lagrein	1.4	1.4	1.4	1.4
Malbec	1.9	1.9	1.9	1.9
Merlot	21.1	21.1	21.1	21.1
Montepulciano	1.0	1.0	1.0	1.0
Muscat Varieties	0.2	0.2	0.2	0.2
Nebbiolo	0.8	0.8	0.8	0.8
Petit Manseng	0.9	0.9	0.9	0.9
Pinot Blanc	3.8	3.8	3.8	3.8
Pinot Gris	1169.2	1221.5	1225.4	1228.4
Pinot Meunier	6.0	6.0	6.0	6.0
Pinot Noir	2639.6	2721.5	2720.9	2720.9
Pinotage	5.8	5.8	5.8	5.8
Riesling	240.9	240.9	240.9	240.9
Sauvignon Blanc	22363.3	22777.0	22972.7	23015.1
Sauvignon Gris	102.7	102.7	102.7	102.7
Semillon	5.4	5.4	5.4	5.4
St Laurent	0.2	0.2	0.2	0.2
Syrah	9.7	12.5	12.5	12.5
Tempranillo	3.3	3.3	3.3	3.3
Verdelho	0.2	0.1	0.1	0.1
Viognier	8.8	7.0	7.0	7.0
All Other Reds	1.3	1.3	1.3	1.3
Totals:	27818	28360	28583	28628

4.9 Producing Area by Region and Variety (ha)

NORTH CANTERBURY 2020 - 2023

Variety	2020	2021	2022	2023
Albariño	1.4	1.4	1.4	1.4
Cabernet Franc	3.0	3.0	3.0	3.4
Cabernet Sauvignon	4.2	4.2	4.2	4.8
Chardonnay	93.6	94.1	96.1	97.0
Chenin Blanc	1.2	1.2	1.2	1.2
Ehrenfelser	1.2	1.2	1.2	1.2
Gewürztraminer	18.9	18.9	18.9	18.9
Grüner Veltliner	2.9	2.9	2.9	2.9
Malbec	0.9	0.9	0.9	0.9
Merlot	8.3	8.3	8.3	8.3
Muller Thurgau	1.7	1.7	1.7	1.7
Muscat Varieties	1.3	1.3	1.3	1.3
Optima	0.1	0.1	0.1	0.1
Pinot Blanc	2.0	2.0	2.0	2.0
Pinot Gris	208.5	210.5	210.5	210.5
Pinot Noir	430.4	437.6	437.6	439.1
Pinotage	0.6	0.6	0.6	0.6
Riesling	271.0	271.0	271.0	271.0
Sauvignon Blanc	396.6	398.9	398.9	398.9
Semillon	4.6	4.6	4.6	4.6
St Laurent	0.7	0.7	0.7	0.7
Syrah	8.9	8.9	8.9	8.9
Tempranillo	1.1	1.1	1.1	1.1
Verdelho	0.5	0.5	0.5	0.5
Viognier	2.0	2.0	2.0	2.0
All Other Whites	1.0	1.0	1.0	1.0
Totals:	1467	1479	1481	1484

4.10 Producing Area by Region and Variety (ha)

WAITAKI VALLEY 2020 - 2023

Variety	2020	2021	2022	2023
Chardonnay	5.8	5.9	6.1	6.1
Chenin Blanc	0.1	0.1	0.1	0.1
Gewürztraminer	2.9	2.9	2.9	2.9
Muscat Varieties	0.1	0.1	0.1	0.1
Pinot Gris	18.5	18.3	18.2	18.2
Pinot Noir	28.2	28.2	28.2	28.2
Riesling	6.6	6.6	6.6	6.6
Sauvignon Blanc	0.1	0.1	0.1	0.1
Syrah	0.1	0.1	0.1	0.1
Tempranillo	0.2	0.2	0.2	0.2
Unknown White	0.1	0.1	0.1	0.1
Viognier	0.5	0.5	0.5	0.5
All Other Reds	0.1	0.1	0.1	0.1
All Other Whites	1.5	1.5	1.5	1.5
Totals:	65	65	65	65

4.11 Producing Area by Region and Variety (ha)

CENTRAL OTAGO 2020 - 2023

Variety	2020	2021	2022	2023
Breidecker	0.4	0.4	0.4	0.4
Cabernet Franc	0.3	1.1	1.1	1.1
Cabernet Sauvignon	0.4	0.4	0.4	0.4
Chardonnay	71.2	83.1	83.3	83.8
Chenin Blanc	3.5	3.5	3.5	3.5
Flora	0.2	0.2	0.2	0.2
Gamay Noir	2.1	2.1	2.4	2.4
Gewürztraminer	12.3	12.3	12.3	12.3
Grüner Veltliner	0.9	0.9	0.9	0.9
Lagrein	0.1	0.1	0.1	0.1
Merlot	2.1	2.1	2.1	2.1
Muscat Blanc a Petit Grains	0.3	0.3	0.3	0.3
Muscat Varieties	0.5	0.5	0.5	0.5
Osteiner	0.7	0.7	0.7	0.7
Pinot Blanc	3.0	3.0	3.0	3.0
Pinot Gris	174.0	176.1	176.1	176.1
Pinot Meunier	0.8	0.8	0.8	0.8
Pinot Noir	1577.6	1626.5	1643.9	1646.1
Riesling	61.6	64.0	64.0	64.0
Sauvignon Blanc	38.9	39.6	39.6	39.6
St Laurent	0.5	0.5	0.5	0.5
Syrah	3.0	3.4	3.4	3.4
Tempranillo	0.9	0.9	0.9	0.9
Viognier	0.5	0.5	0.5	0.5
Zinfandel	0.1	0.1	0.1	0.1
All Other Reds	0.5	0.5	0.5	0.5
All Other Whites	0.1	0.1	0.1	0.1
Totals:	1956	2024	2041	2044

5.0 Total Producing Area by Region and Variety 2021 (ha)

Variety	Northland	Auckland	Waikato / Bay of Plenty	Gisborne	Hawke's Bay	Wairarapa	Nelson	Marlborough	North Canterbury	Waitaki Valley	Central Otago	Total Ha 2021
Albany Surprise	0.0	1.0	0.0	0.0	0.0	0.0	0.0	0.0	0.0	0.0	0.0	1
Albariño	0.7	2.9	0.0	24.3	9.0	0.5	4.7	10.1	1.4	0.0	0.0	54
Arneis	1.0	0.1	0.0	0.0	8.1	0.0	0.0	0.9	0.0	0.0	0.0	10
Breidecker	0.0	0.0	0.0	0.0	0.0	0.0	0.0	0.0	0.0	0.0	0.4	0.4
Cabernet Franc	3.6	17.1	0.6	0.0	61.1	0.7	2.1	0.8	3.0	0.0	1.1	90
Cabernet Sauvignon	0.3	17.3	0.4	0.0	191.9	0.5	1.1	0.4	4.2	0.0	0.4	217
Chambourcin	3.4	1.8	0.0	0.0	0.8	0.0	0.0	0.0	0.0	0.0	0.0	6
Chardonnay	18.8	75.6	5.0	589.5	1049.6	54.0	109.3	1109.4	94.1	5.9	83.1	3194
Chenin Blanc	0.0	0.0	0.0	6.3	2.3	1.1	0.2	1.9	1.2	0.1	3.5	17
Durif	0.0	0.0	0.0	0.0	0.0	0.5	0.0	0.0	0.0	0.0	0.0	0.5
Ehrenfelser	0.0	0.0	0.0	0.0	0.0	0.0	0.0	0.0	1.2	0.0	0.0	1
Fiano	0.0	0.0	0.0	0.0	0.1	0.0	0.0	0.0	0.0	0.0	0.0	0.1
Flora	0.6	1.9	0.0	0.0	0.3	0.0	0.0	0.0	0.0	0.0	0.2	3
Gamay Noir	0.0	0.0	0.0	0.0	7.7	0.7	0.0	1.0	0.0	0.0	2.1	12
Gewürztraminer	0.7	2.1	0.3	19.6	43.0	1.6	18.6	72.9	18.9	2.9	12.3	193
Grenache	0.0	0.1	0.0	0.0	1.3	0.0	0.0	0.0	0.0	0.0	0.0	1
Grüner Veltliner	0.0	1.0	0.0	0.0	0.6	0.4	7.0	27.0	2.9	0.0	0.9	40
Kolor	0.0	1.0	0.0	0.0	2.5	0.0	0.2	0.0	0.0	0.0	0.0	4
Lagrein	0.0	0.0	0.0	0.0	8.0	0.2	0.0	1.4	0.0	0.0	0.1	10
Malbec	0.1	13.8	0.5	5.3	73.6	0.1	4.7	1.9	0.9	0.0	0.0	101
Marsanne	0.1	0.4	0.0	0.0	0.0	0.0	0.0	0.0	0.0	0.0	0.0	0.5
Merlot	5.9	33.7	0.8	24.8	981.3	5.0	2.5	21.1	8.3	0.0	2.1	1086
Montepulciano	0.2	2.9	0.0	0.5	2.2	0.0	1.4	1.0	0.0	0.0	0.0	8
Muller Thurgau	0.0	0.0	0.0	0.0	0.0	0.5	0.0	0.0	1.7	0.0	0.0	2
Muscat Blanc a Petit Grains	0.1	0.0	0.0	0.0	0.0	0.0	0.0	0.0	0.0	0.0	0.3	0.4
Muscat Varieties	0.0	0.5	0.0	3.3	1.1	0.0	0.0	0.2	1.3	0.1	0.5	7
Nebbiolo	0.0	0.3	0.0	0.0	0.0	0.0	0.0	0.8	0.0	0.0	0.0	1
Optima	0.0	0.0	0.0	0.0	0.0	0.0	0.0	0.0	0.1	0.0	0.0	0.1
Osteiner	0.0	0.0	0.0	0.0	0.0	0.0	0.0	0.0	0.0	0.0	0.7	1

Variety	Northland	Auckland	Waikato / Bay of Plenty	Gisborne	Hawke's Bay	Wairarapa	Nelson	Marlborough	North Canterbury	Waitaki Valley	Central Otago	Total Ha 2021
Petit Manseng	0.0	0.3	0.0	0.0	0.0	0.0	0.0	0.9	0.0	0.0	0.0	1
Petit Verdot	0.1	5.4	0.0	0.0	2.6	0.0	0.0	0.0	0.0	0.0	0.0	8
Pinot Blanc	0.0	0.0	0.0	0.0	0.3	0.6	0.9	3.8	2.0	0.0	3.0	11
Pinot Gris	11.4	34.2	2.3	267.4	666.0	48.9	117.9	1221.5	210.5	18.3	176.1	2774
Pinot Meunier	0.0	0.0	0.0	0.2	3.2	1.2	0.0	6.0	0.0	0.0	0.8	11
Pinot Noir	0.3	5.9	5.4	24.7	222.6	534.7	171.6	2721.5	437.6	28.2	1626.5	5779
Pinotage	3.7	2.2	0.1	3.5	0.5	0.0	0.0	5.8	0.6	0.0	0.0	16
Reichensteiner	0.0	0.0	0.0	0.0	0.0	0.0	0.0	0.0	0.0	0.0	0.0	0
Riesling	0.0	0.8	0.3	2.0	2.4	20.5	25.1	240.9	271.0	6.6	64.0	634
Roussanne	0.1	0.0	0.0	0.0	0.0	0.0	0.0	0.0	0.0	0.0	0.0	0.1
Sangiovese	0.5	3.3	0.0	0.1	1.1	0.0	0.0	0.0	0.0	0.0	0.0	5
Sauvignon Blanc	1.4	8.3	0.0	201.2	886.9	395.5	616.9	22777.0	398.9	0.1	39.6	25326
Sauvignon Gris	0.1	0.0	0.0	0.0	2.2	0.0	1.1	102.7	0.0	0.0	0.0	106
Seibel	0.0	0.0	0.3	0.0	0.0	0.1	0.0	0.0	0.0	0.0	0.0	0.4
Semillon	0.1	0.8	0.0	0.7	15.8	0.5	0.0	5.4	4.6	0.0	0.0	28
St Laurent	0.0	0.2	0.0	0.0	0.0	0.2	0.0	0.2	0.7	0.0	0.5	2
Syrah	12.1	44.7	3.2	0.6	336.4	9.7	2.4	12.5	8.9	0.1	3.4	434
Tannat	1.6	0.3	0.0	0.0	0.5	0.0	0.0	0.0	0.0	0.0	0.0	2
Tempranillo	0.9	0.6	0.0	0.0	12.5	0.4	0.0	3.3	1.1	0.2	0.9	20
Unknown White	0.0	0.0	0.0	0.9	0.4	0.0	0.0	0.0	0.0	0.1	0.0	1
Verdelho	0.0	2.0	0.0	0.3	0.0	0.0	0.0	0.1	0.5	0.0	0.0	3
Vermentino	0.1	0.0	0.0	0.0	0.0	0.0	0.0	0.0	0.0	0.0	0.0	0.1
Viognier	3.7	3.8	0.0	6.8	39.2	2.2	2.9	7.0	2.0	0.5	0.5	69
Würzer	0.0	0.0	0.0	0.0	0.0	0.0	0.4	0.0	0.0	0.0	0.0	0.4
Zinfandel	0.0	0.0	0.0	0.0	1.8	0.0	0.0	0.0	0.0	0.0	0.1	2
All Other Reds	0.0	2.9	0.0	0.9	3.6	4.1	0.9	1.3	0.0	0.1	0.5	14
All Other Whites	2.5	0.0	0.0	0.0	0.3	11.6	0.0	0.0	1.0	1.5	0.1	17
Totals:	74	289	19	1183	4643	1096	1092	28360	1479	65	2024	40323



NEW ZEALAND WINE

PURE DISCOVERY