



# Vineyard Report 2022

New Zealand Winegrowers



NEW ZEALAND WINE  
PURE DISCOVERY

Predictions for 2022-2024 within this document are based on data collected from NZW members in the 2021 Biosecurity Vineyard Register



# Vineyard Report 2022

**New Zealand Winegrowers**

## QUERIES

If you have any questions relating to the NZW Vineyard Register please contact Sophie Badland, Biosecurity and Emergency Response Manager  
[sophie.badland@nzwine.com](mailto:sophie.badland@nzwine.com) | 03 577 6001 | 027 700 4142

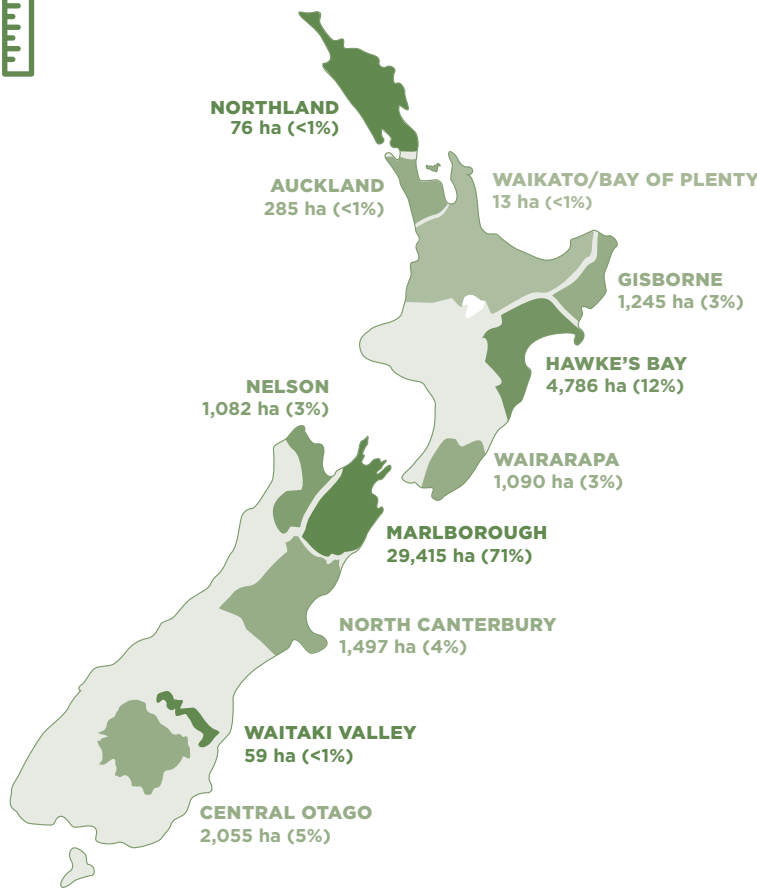


NEW ZEALAND WINE  
PURE DISCOVERY

**DISCLAIMER:** While care has been used in compiling this report, New Zealand Winegrowers Inc. gives no prediction, warranty or assurance in relation to the accuracy of or fitness for any particular purpose, use or application of any information contained in this document. To the full extent permitted by law neither New Zealand Winegrowers Inc. nor any of its employees or agents shall be liable for any cost (including legal costs), claim, liability, loss, damage, injury or the like, which may be suffered or incurred as a direct or indirect result of the reliance by any person on any information contained in this document.



# A Snapshot 2022



**TOTAL PRODUCING AREA**  
**41,603ha**

**TOTAL PRODUCING AREA BY VARIETY**  
**RED 7,851ha**  
**WHITE 33,752ha**


**PRODUCING AREA OF SAUVIGNON BLANC**  
**26,559ha**

**NUMBER OF VINEYARDS**  
**2,101**

**AVERAGE AREA OF VINEYARD**  
**20ha**


**PERCENTAGE INCREASE ON PRECEDING YEAR**  
**▲ 2%**

## Top Producing Varieties



### Red Varieties TOTAL 7,851ha

- PINOT NOIR **73%**
- MERLOT **14%**
- SYRAH **6%**
- CABERNET SAUVIGNON **3%**
- MALBEC **1%**
- OTHER **3%**



### White Varieties TOTAL 33,752ha

- SAUVIGNON BLANC **79%**
- CHARDONNAY **9%**
- PINOT GRIS **8%**
- RIESLING **2%**
- GEWÜRZTRAMINER **1%**
- OTHER **1%**

\*2022 producing area is based on projections for 2022 submitted in the 2021 Biosecurity Vineyard Register





# Contents

<b>1.1</b>	Producing Area (ha) by Region 2021 - 2024	3
<b>2.1</b>	Producing Area (ha) White Varieties 2021 - 2024	4
<b>2.2</b>	Producing Area (ha) Red Varieties 2021 - 2024	5
<b>3.1</b>	Average Vineyard Size 2021	6
<b>3.2</b>	Number of Vineyards by Size 2021	6
<b>3.3</b>	Percentage of Vineyards by Size 2021 (graphic)	7
<b>3.4</b>	National Totals by Ownerships 2018-2021	8
<b>3.5</b>	National Totals by Ownerships 2019-2021 (graphic)	8
<b>4.0</b>	Producing Area by Region and Largest Variety 2021 (ha)	9
	Producing Area by Region and Variety (ha) 2021 - 2024:	
4.1	Northland	10
4.2	Auckland	11
4.3	Waikato / Bay of Plenty	12
4.4	Gisborne	13
4.5	Hawke's Bay	14
4.6	Wairarapa	15
4.7	Nelson	16
4.8	Marlborough	17
4.9	North Canterbury	18
4.10	Waitaki Valley	19
4.11	Central Otago	20
<b>5.0</b>	Total Producing Area (ha) by Region and Variety 2021	21

---

# 1.1 Producing Area (ha)

## BY REGION 2021 - 2024

Region	2021	2022	2023	2024
<b>NORTHLAND</b>				
Producing Area	75	76	77	77
Proportion of National Producing Area	<1%	<1%	<1%	<1%
<b>AUCKLAND</b>				
Producing Area	283	285	291	291
Proportion of National Producing Area	<1%	<1%	<1%	<1%
<b>WAIKATO / BAY OF PLENTY</b>				
Producing Area	13	13	14	14
Proportion of National Producing Area	<1%	<1%	<1%	<1%
<b>GISBORNE</b>				
Producing Area	1221	1245	1247	1273
Proportion of National Producing Area	3%	3%	3%	3%
<b>HAWKE'S BAY</b>				
Producing Area	4737	4786	4863	4944
Proportion of National Producing Area	12%	12%	12%	12%
<b>WAIRARAPA</b>				
Producing Area	1089	1090	1093	1094
Proportion of National Producing Area	3%	3%	3%	3%
<b>NELSON</b>				
Producing Area	1086	1082	1084	1081
Proportion of National Producing Area	3%	3%	3%	3%
<b>MARLBOROUGH</b>				
Producing Area	28883	29415	29895	30241
Proportion of National Producing Area	71%	71%	71%	71%
<b>NORTH CANTERBURY</b>				
Producing Area	1489	1497	1506	1529
Proportion of National Producing Area	4%	4%	4%	4%
<b>WAITAKI VALLEY</b>				
Producing Area	58	59	59	59
Proportion of National Producing Area	<1%	<1%	<1%	<1%
<b>CENTRAL OTAGO</b>				
Producing Area	2029	2055	2075	2105
Proportion of National Producing Area	5%	5%	5%	5%
<b>Totals:</b>	<b>40962</b>	<b>41603</b>	<b>42205</b>	<b>42708</b>
<b>Area Increase</b>	<b>820</b>	<b>641</b>	<b>602</b>	<b>503</b>
<b>Percentage Increase on preceding year</b>	<b>2%</b>	<b>2%</b>	<b>1%</b>	<b>1%</b>

## 2.1 Producing Area (ha)

### WHITE VARIETIES 2021 - 2024

Variety	2021	2022	2023	2024
Sauvignon Blanc	25988	26559	27074	27504
Chardonnay	3186	3187	3214	3228
Pinot Gris	2766	2809	2843	2872
Riesling	620	619	619	620
Gewürztraminer	186	197	200	200
Sauvignon Gris	102	102	103	103
Viognier	67	65	65	65
Albariño	56	58	65	65
Gruner Veltliner	42	43	44	44
Semillon	28	28	28	28
Chenin Blanc	18	19	19	19
All Other Whites	19	19	19	19
Pinot Blanc	15	15	15	15
Arneis	11	11	11	11
Muscat Varieties	7	7	7	7
Flora	3	3	3	3
Muller Thurgau	2	2	2	2
Verdelho	1	1	1	1
Petit Manseng	1	1	1	1
Ehrenfelser	1	1	1	1
Marsanne	0.7	0.9	0.9	0.9
Osteiner	0.7	0.7	0.7	0.7
Wurzer	0.4	0.4	0.4	0.4
Muscat Blanc a Petit Grains	0.4	0.4	0.4	0.4
Seibel	0.4	0.4	0.4	0.4
Fiano	0.1	0.1	0.1	0.1
Optima	0.1	0.1	0.1	0.1
Roussanne	0.1	0.2	0.2	0.2
Vermentino	0.1	0.1	0.1	0.1
Breidecker	0.0	0.4	0.4	0.4
<b>Totals:</b>	<b>33124</b>	<b>33752</b>	<b>34340</b>	<b>34813</b>
<b>White Varieties Proportion of Total</b>	<b>81%</b>	<b>81%</b>	<b>81%</b>	<b>82%</b>

## 2.2 Producing Area (ha)

### RED VARIETIES 2021 - 2024

Variety	2021	2022	2023	2024
Pinot Noir	5805	5807	5823	5853
Merlot	1078	1077	1071	1071
Syrah	433	444	445	445
Cabernet Sauvignon	207	207	208	208
Malbec	98	98	98	98
Cabernet Franc	91	91	92	92
Tempranillo	19	19	19	19
Pinotage	15	15	15	15
Pinot Meunier	15	15	15	15
All Other Reds	16	16	16	16
Gamay Noir	11	12	12	12
Lagrein	10	10	10	10
Petit Verdot	8	8	8	8
Montepulciano	8	8	8	8
Chambourcin	5	5	5	5
Sangiovese	5	5	5	5
Kolor	3	3	3	3
St Laurent	3	3	3	3
Tannat	3	3	3	3
Zinfandel	2	2	2	2
Grenache	1	1	1	1
Nebbiolo	1	1	1	1
Albanys Surprise	1	1	1	1
Durif	0.5	0.5	0.5	0.5
<b>Totals:</b>	<b>7838</b>	<b>7851</b>	<b>7865</b>	<b>7895</b>
<b>Red Varieties Proportion of Total</b>	<b>19%</b>	<b>19%</b>	<b>19%</b>	<b>18%</b>

## 3.1 Average Vineyard Size 2021

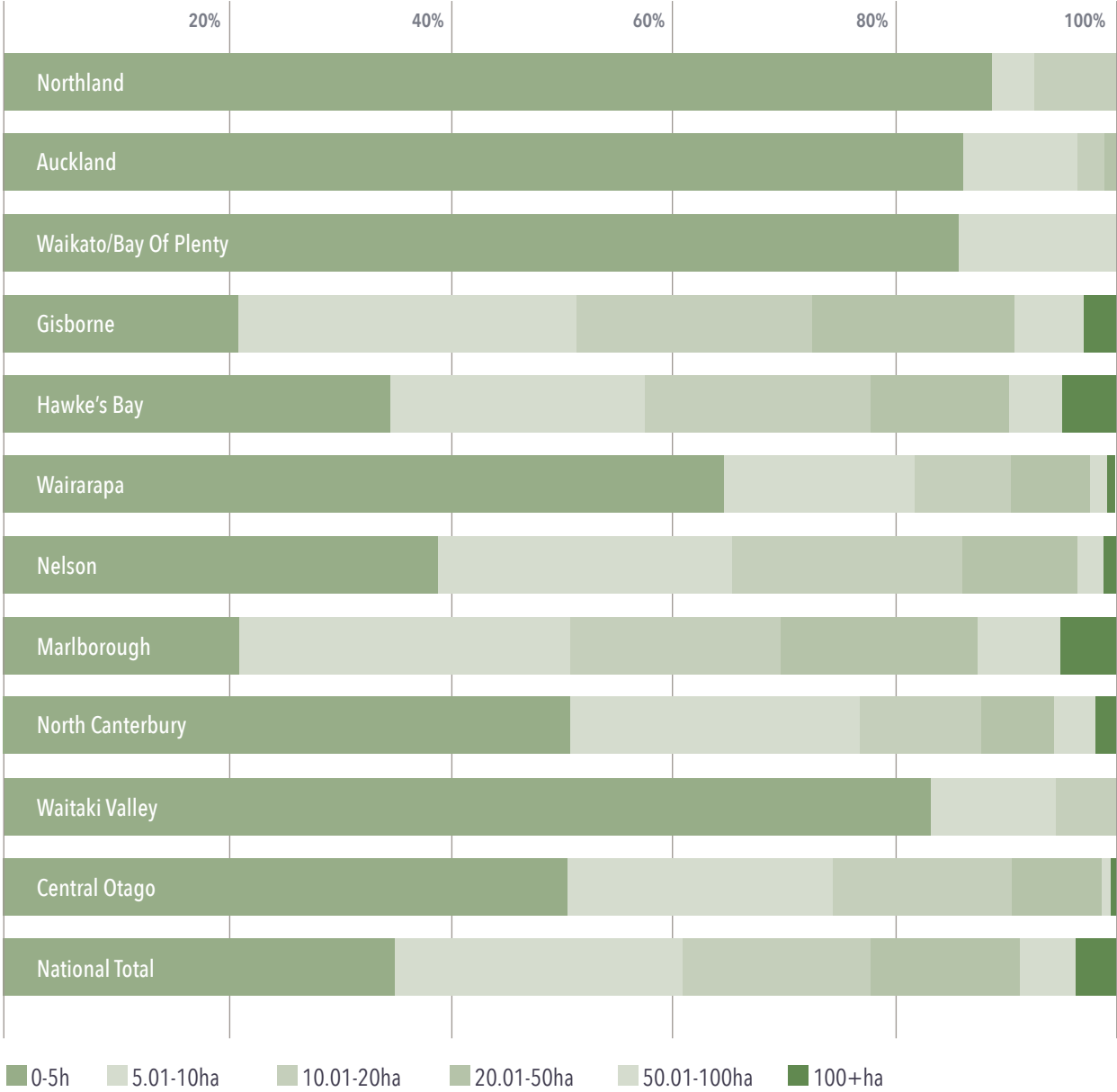
Region	Regional Area Producing ha	Number of Vineyards	Average Area ha
Northland	75	27	3
Auckland	283	87	3
Waikato / Bay of Plenty	13	7	2
Gisborne	1221	66	18
Hawkes Bay	4737	227	21
Wairarapa	1089	128	9
Nelson	1086	87	12
Marlborough	28883	1111	26
North Canterbury	1489	108	14
Waitaki Valley	58	18	3
Central Otago	2029	235	9
<b>Totals:</b>	<b>40962</b>	<b>2101</b>	<b>19</b>

## 3.2 Number of Vineyards by Size 2021

Region	0-5ha	5.01-10ha	10.01-20ha	20.01-50ha	50.01-100ha	100.01+	National total
Northland	24	1	2	-	-	-	27
Auckland	75	9	2	-	1	-	87
Waikato / Bay of Plenty	6	1	-	-	-	-	7
Gisborne	14	20	14	12	4	2	66
Hawke's Bay	79	52	46	28	11	11	227
Wairarapa	83	22	11	9	2	1	128
Nelson	34	23	18	9	2	1	87
Marlborough	237	329	211	196	82	56	1111
North Canterbury	55	28	12	7	4	2	108
Waitaki Valley	15	2	1	-	-	-	18
Central Otago	119	56	38	19	2	1	235
<b>Totals:</b>	<b>741</b>	<b>543</b>	<b>355</b>	<b>280</b>	<b>108</b>	<b>74</b>	<b>2101</b>



### 3.3 Percentage of Vineyards by Size 2021

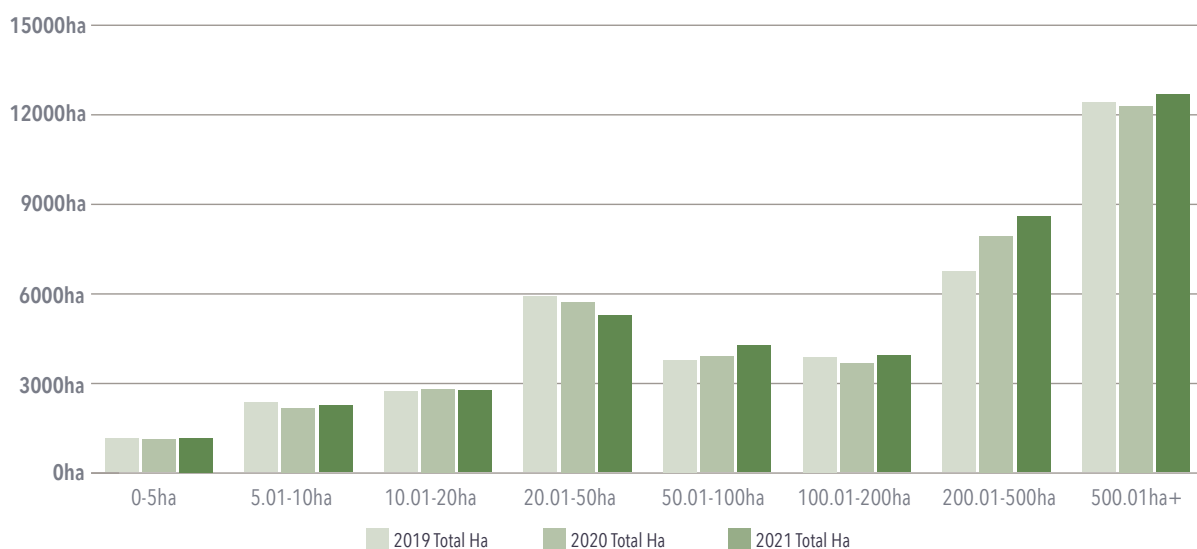


### 3.4 National Totals by Ownership 2019-2021

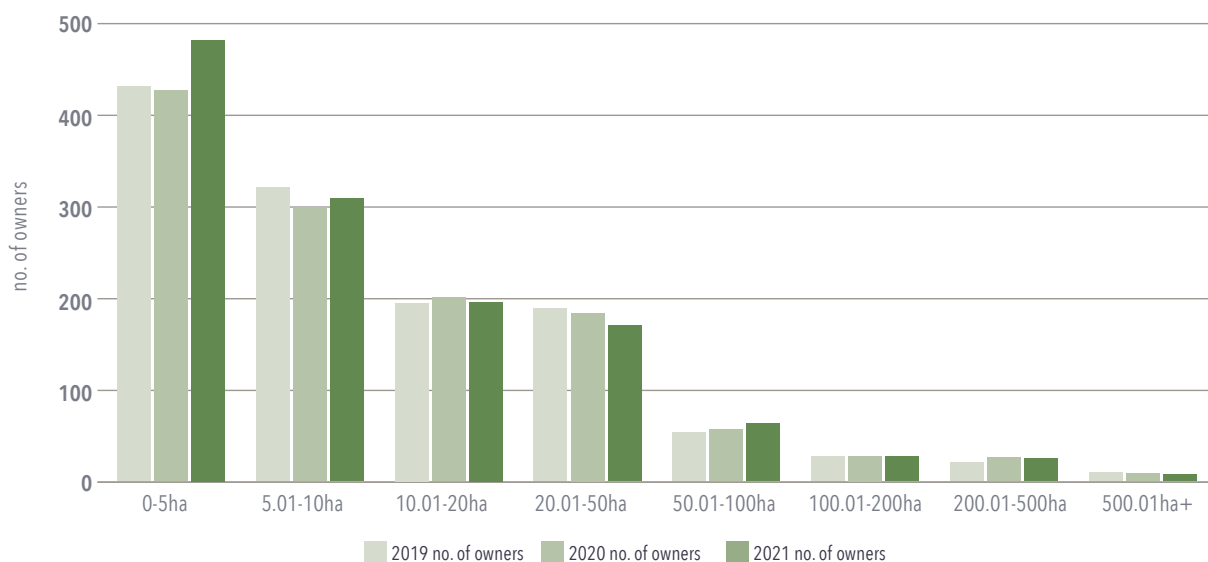
	0-5ha	5.01-10ha	10.01-20ha	20.01-50ha	50.01-100ha	100.01-200ha	200.01-500ha	500.01+	TOTAL
2021 Total Number of Owners	482	309	196	170	63	27	25	8	1280
2021 Total Ha	1166	2244	2755	5266	4279	3925	8613	12714	40962
Area increase/decrease from 2020 Ha	64	70	-52	-469	373	257	668	394	1,305
Percentage Increase on 2020 Ha	6%	3%	-2%	-8%	10%	7%	8%	3%	3%
2020 Total Number of Owners	427	299	201	184	57	28	26	9	1,231
2020 Total Ha	1,102	2,174	2,807	5,735	3,906	3,668	7,945	12,320	39,657
Area increase/decrease from 2019 Ha	-37	-172	77	-174	123	-217	1,199	-107	692
Percentage Increase on 2019 Ha	-3%	-7%	3%	-3%	3%	-6%	18%	-1%	2%
2019 Total Number of Owners	431	321	195	189	54	27	21	10	1,248
2019 Total Ha	1,139	2,346	2,730	5,909	3,783	3,885	6,746	12,427	38,965

### 3.5 National Totals by Ownership 2019-2021

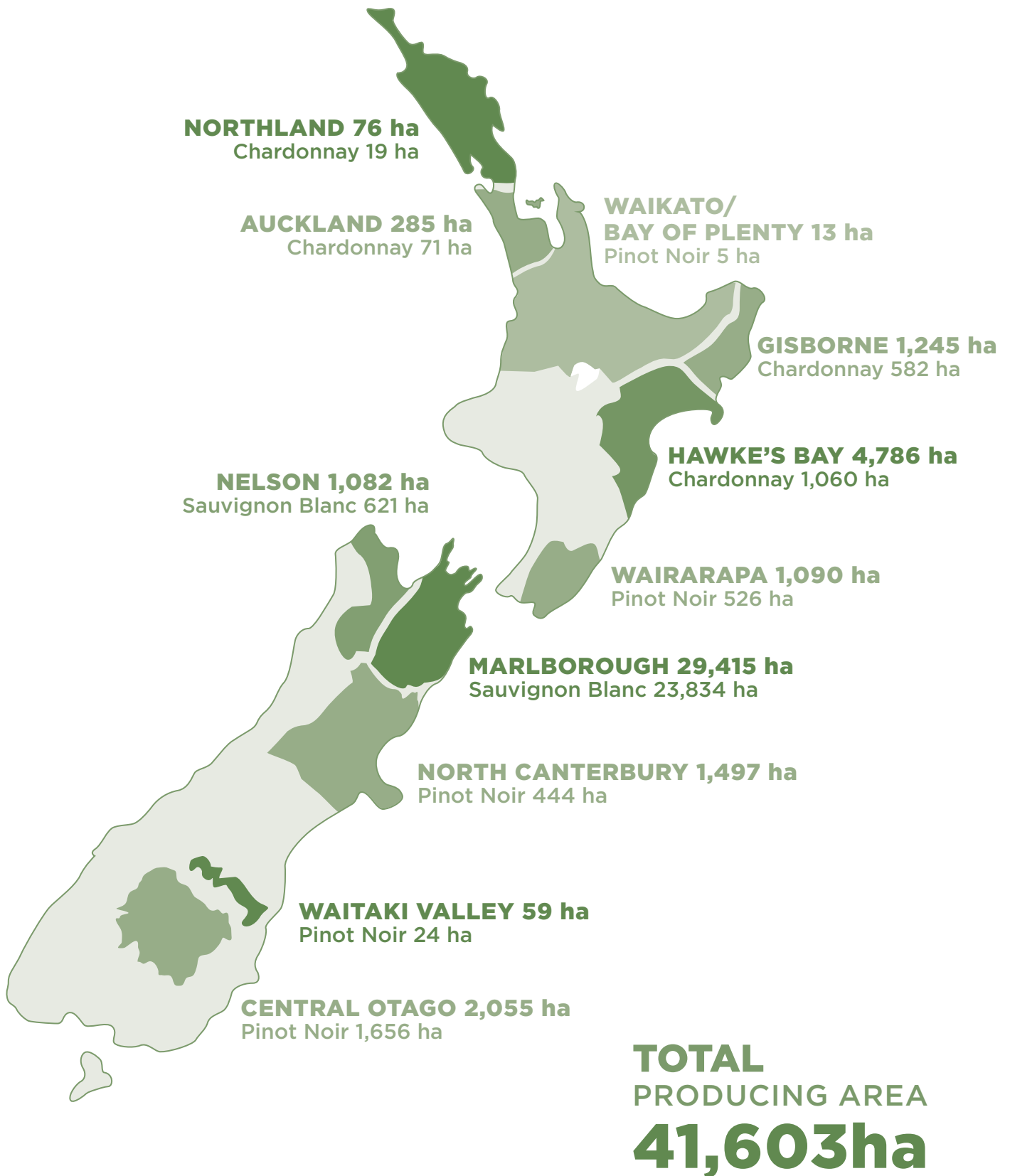
**Table 1** National Totals by Hectares 2019-2021



**Table 2** National Totals by Ownership 2019-2021



## 4.0 Producing area by region and largest variety 2022 (ha)



\*2022 producing area is based on projections submitted in the 2021 Vineyard Register

## 4.1 Producing Area by Region and Variety (ha)

### NORTHLAND 2021 - 2024

Variety	2021	2022	2023	2024
Albariño	0.7	0.7	0.7	0.7
Arneis	1.0	1.0	1.0	1.0
Cabernet Franc	3.6	3.6	3.6	3.6
Cabernet Sauvignon	0.8	0.8	0.8	0.8
Chambourcin	3.0	3.0	3.0	3.0
Chardonnay	18.4	19.4	19.7	19.7
Flora	0.5	0.5	0.5	0.5
Gewürztraminer	0.9	1.4	1.4	1.4
Malbec	0.1	0.1	0.1	0.1
Marsanne	0.1	0.1	0.1	0.1
Merlot	5.3	5.3	5.3	5.3
Montepulciano	0.2	0.2	0.2	0.2
Muscat Blanc a Petit Grains	0.1	0.1	0.1	0.1
Petit Verdot	0.1	0.1	0.1	0.1
Pinot Blanc	0.0	0.0	0.0	0.0
Pinot Gris	11.3	11.3	11.3	11.3
Pinot Meunier	0.0	0.0	0.0	0.0
Pinot Noir	0.3	0.3	0.3	0.3
Pinotage	3.7	3.7	3.7	3.7
Roussanne	0.1	0.1	0.1	0.1
Sangiovese	0.4	0.4	0.4	0.4
Sauvignon Blanc	2.0	2.0	2.0	2.0
Sauvignon Gris	0.1	0.1	0.1	0.1
Semillon	0.1	0.1	0.1	0.1
Syrah	13.6	13.6	13.6	13.6
Tannat	1.6	1.6	1.6	1.6
Tempranillo	0.8	0.8	0.8	0.8
Vermentino	0.1	0.1	0.1	0.1
Viognier	3.5	3.5	3.5	3.5
All Other Whites	2.6	2.6	2.6	2.6
<b>Totals:</b>	<b>75</b>	<b>76</b>	<b>77</b>	<b>77</b>

## 4.2 Producing Area by Region and Variety (ha)

### AUCKLAND 2021 - 2024

Variety	2021	2022	2023	2024
Albanys Surprise	1.0	1.0	1.0	1.0
Albariño	3.4	3.8	10.0	10.0
Arneis	0.1	0.1	0.1	0.1
Cabernet Franc	18.3	18.3	18.3	18.3
Cabernet Sauvignon	17.3	17.3	17.3	17.3
Chambourcin	1.7	1.7	1.7	1.7
Chardonnay	69.0	70.8	70.8	70.8
Chenin Blanc	0.2	0.2	0.2	0.2
Flora	2.3	2.3	2.3	2.3
Gewürztraminer	1.6	1.6	1.6	1.6
Grenache	0.1	0.1	0.1	0.1
Gruner Veltliner	1.0	1.0	1.0	1.0
Kolor	1.0	1.0	1.0	1.0
Lagrein	0.0	0.0	0.0	0.0
Malbec	14.3	14.3	14.3	14.3
Marsanne	0.6	0.6	0.6	0.6
Merlot	33.4	33.4	33.4	33.4
Montepulciano	2.6	2.6	2.8	2.8
Muscat Varieties	0.5	0.5	0.5	0.5
Nebbiolo	0.3	0.3	0.3	0.3
Petit Manseng	0.3	0.3	0.3	0.3
Petit Verdot	5.4	5.4	5.4	5.4
Pinot Gris	33.5	33.5	33.5	33.5
Pinot Noir	5.8	5.4	5.2	5.2
Pinotage	0.6	0.6	0.6	0.6
Riesling	0.1	0.1	0.1	0.1
Sangiovese	3.3	3.3	3.3	3.3
Sauvignon Blanc	8.5	8.5	8.5	8.5
Semillon	0.8	0.8	0.8	0.8
St Laurent	0.2	0.2	0.2	0.2
Syrah	46.5	46.5	46.9	46.9
Tannat	0.6	0.6	0.6	0.6
Tempranillo	0.8	0.8	0.8	0.8
Verdelho	0.5	0.5	0.5	0.5
Viognier	4.3	4.3	4.3	4.3
All Other Reds	3.0	3.0	3.0	3.0
<b>Totals:</b>	<b>283</b>	<b>285</b>	<b>291</b>	<b>291</b>

## 4.3 Producing Area by Region and Variety (ha)

### WAIKATO / BAY OF PLENTY 2021 - 2024

Variety	2021	2022	2023	2024
Cabernet Franc	0.4	0.4	0.4	0.4
Cabernet Sauvignon	0.4	0.4	0.4	0.4
Chardonnay	5.0	4.7	4.7	4.5
Gewürztraminer	0.3	0.3	0.3	0.3
Malbec	0.3	0.3	0.3	0.3
Merlot	0.6	0.6	0.6	0.6
Pinot Gris	0.9	0.9	1.9	1.9
Pinot Noir	4.3	4.0	4.9	4.9
Pinotage	0.1	0.1	0.1	0.1
Riesling	0.3	0.3	0.3	0.3
Seibel	0.3	0.3	0.3	0.3
Syrah	0.4	0.4	0.4	0.4
<b>Totals:</b>	<b>13</b>	<b>13</b>	<b>14</b>	<b>14</b>



## 4.4 Producing Area by Region and Variety (ha)

### GISBORNE 2021 - 2024

Variety	2021	2022	2023	2024
Albariño	24.3	24.3	24.3	24.3
Chardonnay	584.4	581.6	573.6	575.4
Chenin Blanc	6.3	6.3	6.3	6.3
Gewürztraminer	18.9	18.9	18.9	18.9
Malbec	5.3	5.3	5.3	5.3
Merlot	24.0	24.0	24.0	24.0
Montepulciano	0.5	0.5	0.5	0.5
Muscat Varieties	3.3	3.3	3.3	3.3
Pinot Gris	274.9	287.9	302.7	302.7
Pinot Meunier	0.2	0.2	0.2	0.2
Pinot Noir	26.9	26.9	26.9	26.9
Pinotage	3.5	3.5	3.5	3.5
Riesling	2.0	2.0	2.0	2.0
Sangiovese	0.1	0.1	0.1	0.1
Sauvignon Blanc	235.2	249.5	244.6	268.6
Semillon	0.7	0.7	0.7	0.7
Syrah	1.4	1.4	1.4	1.4
Verdelho	0.3	0.0	0.0	0.0
Viognier	6.8	6.8	6.8	6.8
All Other Reds	0.9	0.9	0.9	0.9
All Other Whites	0.9	0.9	0.9	0.9
<b>Totals:</b>	<b>1221</b>	<b>1245</b>	<b>1247</b>	<b>1273</b>

## 4.5 Producing Area by Region and Variety (ha)

### HAWKE'S BAY 2021 - 2024

Variety	2021	2022	2023	2024
Albariño	8.9	8.9	9.1	9.1
Arneis	8.3	8.3	8.3	8.3
Cabernet Franc	60.7	60.7	61.7	61.7
Cabernet Sauvignon	182.9	182.9	183.0	183.0
Chambourcin	0.8	0.8	0.8	0.8
Chardonnay	1054.5	1060.4	1064.3	1064.9
Chenin Blanc	2.3	2.8	2.8	2.8
Fiano	0.1	0.1	0.1	0.1
Flora	0.3	0.3	0.3	0.3
Gamay Noir	8.0	8.3	8.3	8.3
Gewürztraminer	42.6	53.6	53.6	53.6
Grenache	1.3	1.3	1.3	1.3
Gruner Veltliner	0.4	0.4	0.4	0.4
Kolor	2.2	2.2	2.2	2.2
Lagrein	8.0	8.0	8.0	8.0
Malbec	69.9	69.7	69.7	69.7
Merlot	975.9	975.0	968.3	968.3
Montepulciano	2.2	2.2	2.2	2.2
Muscat Varieties	1.1	1.1	1.1	1.1
Petit Verdot	2.7	2.7	2.7	2.7
Pinot Blanc	0.3	0.3	0.3	0.3
Pinot Gris	666.9	675.8	675.5	705.5
Pinot Meunier	3.2	3.2	3.2	3.2
Pinot Noir	223.2	223.2	223.2	223.2
Pinotage	0.7	0.7	0.7	0.7
Riesling	4.2	4.2	4.2	4.2
Sangiovese	1.1	1.1	1.1	1.1
Sauvignon Blanc	996.0	1010.6	1088.8	1138.8
Sauvignon Gris	2.2	2.2	2.2	2.2
Semillon	15.8	15.8	15.8	15.8
Syrah	333.1	343.3	344.4	344.4
Tannat	0.5	0.7	0.7	0.7
Tempranillo	11.4	11.4	11.4	11.4
Viognier	38.7	37.4	37.4	37.4
Zinfandel	1.8	1.8	1.8	1.8
All Other Reds	3.6	3.6	3.6	3.6
All Other Whites	0.7	0.7	0.7	0.7
<b>Totals:</b>	<b>4737</b>	<b>4786</b>	<b>4863</b>	<b>4944</b>

## 4.6 Producing Area by Region and Variety (ha)

### WAIRARAPA 2021 - 2024

Variety	2021	2022	2023	2024
Albariño	0.5	0.5	0.5	0.5
Cabernet Franc	0.7	0.7	0.7	0.7
Cabernet Sauvignon	0.5	0.5	0.5	0.5
Chardonnay	59.6	61.6	61.6	61.1
Chenin Blanc	1.1	1.2	1.2	1.2
Durif	0.5	0.5	0.5	0.5
Gamay Noir	0.2	0.2	0.2	0.2
Gewürztraminer	1.6	1.6	1.6	1.6
Gruner Veltliner	0.4	1.4	2.4	2.4
Lagrein	0.2	0.2	0.2	0.2
Malbec	0.1	0.1	0.1	0.1
Marsanne	0.0	0.2	0.2	0.2
Merlot	4.7	4.7	4.7	4.7
Muller Thurgau	0.5	0.5	0.5	0.5
Pinot Blanc	0.6	0.6	0.6	0.6
Pinot Gris	47.1	46.8	46.8	46.8
Pinot Meunier	1.2	1.2	1.2	1.2
Pinot Noir	530.8	526.5	521.6	523.5
Riesling	18.3	19.0	19.0	19.0
Roussanne	0.0	0.1	0.1	0.1
Sauvignon Blanc	392.1	393.6	400.3	400.3
Seibel	0.1	0.1	0.1	0.1
Semillon	0.5	0.5	0.5	0.5
St Laurent	0.2	0.2	0.2	0.2
Syrah	10.0	10.0	10.0	10.0
Tempranillo	0.4	0.4	0.4	0.4
Viognier	2.2	2.2	2.2	2.2
All Other Reds	3.7	3.7	3.7	3.7
All Other Whites	11.6	11.6	11.6	11.6
<b>Totals:</b>	<b>1089</b>	<b>1090</b>	<b>1093</b>	<b>1094</b>

## 4.7 Producing Area by Region and Variety (ha)

### NELSON 2021 - 2024

Variety	2021	2022	2023	2024
Albariño	4.9	7.0	7.5	7.5
Cabernet Franc	2.1	2.1	2.1	2.1
Cabernet Sauvignon	0.4	0.4	0.4	0.4
Chardonnay	108.0	108.9	111.9	111.9
Chenin Blanc	0.2	0.2	0.2	0.2
Gewürztraminer	18.6	18.6	20.5	20.5
Gruner Veltliner	7.9	7.9	7.9	7.9
Kolor	0.2	0.2	0.2	0.2
Malbec	4.7	4.7	4.7	4.7
Merlot	2.5	2.5	2.5	2.5
Montepulciano	1.5	1.5	1.5	1.5
Pinot Blanc	0.9	0.9	0.9	0.9
Pinot Gris	114.1	110.7	110.2	109.7
Pinot Meunier	3.0	3.0	3.0	3.0
Pinot Noir	163.0	163.8	165.7	166.7
Riesling	24.3	22.7	23.1	23.1
Sauvignon Blanc	623.5	620.7	614.9	610.9
Sauvignon Gris	1.1	1.1	2.0	2.0
Syrah	2.4	2.4	2.4	2.6
Viognier	1.7	1.7	1.7	1.7
Wurzer	0.4	0.4	0.4	0.4
All Other Reds	0.9	0.9	0.9	0.9
<b>Totals:</b>	<b>1086</b>	<b>1082</b>	<b>1084</b>	<b>1081</b>

## 4.8 Producing Area by Region and Variety (ha)

### MARLBOROUGH 2021 - 2024

Variety	2021	2022	2023	2024
Albariño	11.3	11.3	11.3	11.3
Arneis	1.2	1.2	1.2	1.2
Cabernet Franc	1.2	1.2	1.2	1.2
Cabernet Sauvignon	0.4	0.4	0.4	0.4
Chardonnay	1095.9	1082.5	1106.8	1113.0
Chenin Blanc	3.4	3.4	3.4	3.4
Gamay Noir	1.0	1.0	1.0	1.0
Gewürztraminer	70.5	70.0	70.8	70.3
Gruener Veltliner	28.9	28.9	28.9	28.9
Lagrein	1.4	1.4	1.4	1.4
Malbec	2.1	2.1	2.1	2.1
Merlot	21.6	21.6	21.6	21.6
Montepulciano	1.0	1.0	1.0	1.0
Muscat Varieties	0.2	0.2	0.2	0.2
Nebbiolo	0.8	0.8	0.8	0.8
Petit Manseng	1.0	1.0	1.0	1.0
Petit Verdot	0.0	0.1	0.1	0.1
Pinot Blanc	9.3	9.3	9.3	9.3
Pinot Gris	1219.3	1238.0	1251.8	1251.8
Pinot Meunier	6.2	6.2	6.2	6.2
Pinot Noir	2747.8	2732.5	2733.3	2733.3
Pinotage	5.8	5.8	5.8	5.8
Riesling	231.5	230.0	230.0	230.0
Sauvignon Blanc	23290.3	23833.6	24273.8	24613.8
Sauvignon Gris	98.6	98.6	98.6	98.6
Semillon	5.4	5.4	5.4	5.4
St Laurent	1.2	1.2	1.2	1.2
Syrah	12.0	13.0	13.0	13.0
Tempranillo	3.4	3.4	3.4	3.4
Verdelho	0.1	0.1	0.1	0.1
Viognier	6.8	6.8	6.8	6.8
All Other Reds	3.5	3.5	3.5	3.5
All Other Whites	0.1	0.1	0.1	0.1
<b>Totals:</b>	<b>28883</b>	<b>29415</b>	<b>29895</b>	<b>30241</b>

## 4.9 Producing Area by Region and Variety (ha)

### NORTH CANTERBURY 2021 - 2024

Variety	2021	2022	2023	2024
Albariño	1.8	1.8	1.8	1.8
Cabernet Franc	3.0	3.0	3.4	3.4
Cabernet Sauvignon	4.3	4.3	4.9	4.9
Chardonnay	97.7	99.0	99.9	103.7
Chenin Blanc	1.2	1.2	1.2	1.2
Ehrenfelser	1.2	1.2	1.2	1.2
Gewürztraminer	18.1	18.1	18.1	18.1
Gruener Veltliner	2.9	2.9	2.9	2.9
Malbec	1.0	1.0	1.0	1.0
Merlot	8.4	8.4	8.6	8.4
Muller Thurgau	1.8	1.8	1.8	1.8
Muscat Varieties	1.3	1.3	1.3	1.3
Optima	0.1	0.1	0.1	0.1
Pinot Blanc	0.5	0.5	0.5	0.5
Pinot Gris	208.7	215.4	219.3	219.3
Pinot Meunier	0.1	0.1	0.1	0.1
Pinot Noir	444.1	444.1	446.8	446.8
Pinotage	0.6	0.6	0.6	0.6
Riesling	271.3	271.3	271.3	271.3
Sauvignon Blanc	400.8	400.8	400.8	420.8
Semillon	4.7	4.7	4.7	4.7
St Laurent	0.7	0.7	0.7	0.7
Syrah	9.3	9.3	9.3	9.3
Tempranillo	1.0	1.0	1.0	1.0
Verdelho	0.5	0.5	0.5	0.5
Viognier	2.1	2.1	2.1	2.1
All Other Whites	1.8	1.8	1.8	1.8
<b>Totals:</b>	<b>1489</b>	<b>1497</b>	<b>1506</b>	<b>1529</b>



## 4.10 Producing Area by Region and Variety (ha)

### WAITAKI VALLEY 2021 - 2024

Variety	2021	2022	2023	2024
Chardonnay	5.9	6.1	6.1	6.1
Chenin Blanc	0.1	0.1	0.1	0.1
Gewürztraminer	2.9	2.9	2.9	2.9
Muscat Varieties	0.1	0.1	0.1	0.1
Pinot Gris	16.7	16.6	16.6	16.6
Pinot Noir	23.0	24.1	24.1	24.1
Riesling	6.6	6.6	6.6	6.6
Sauvignon Blanc	0.1	0.1	0.1	0.1
Syrah	0.1	0.1	0.1	0.1
Tempranillo	0.2	0.2	0.2	0.2
Viognier	0.5	0.5	0.5	0.5
All Other Reds	0.1	0.1	0.1	0.1
All Other Whites	1.6	1.6	1.6	1.6
<b>Totals:</b>	<b>58</b>	<b>59</b>	<b>59</b>	<b>59</b>

## 4.11 Producing Area by Region and Variety (ha)

### CENTRAL OTAGO 2021 - 2024

Variety	2021	2022	2023	2024
Breidecker	0.0	0.4	0.4	0.4
Cabernet Franc	1.1	1.1	1.1	1.1
Cabernet Sauvignon	0.0	0.4	0.4	0.4
Chardonnay	87.7	92.4	94.8	96.7
Chenin Blanc	3.5	3.5	3.5	3.5
Gamay Noir	2.1	2.4	2.4	2.4
Gewürztraminer	9.9	10.4	10.6	10.6
Gruener Veltliner	0.9	0.9	0.9	0.9
Lagrein	0.1	0.1	0.1	0.1
Merlot	2.0	2.1	2.1	2.1
Muscat Blanc a Petit Grains	0.3	0.3	0.3	0.3
Muscat Varieties	0.5	0.5	0.5	0.5
Osteiner	0.7	0.7	0.7	0.7
Pinot Blanc	3.0	3.0	3.0	3.0
Pinot Gris	172.4	172.1	173.2	173.2
Pinot Meunier	0.8	0.8	0.8	0.8
Pinot Noir	1636.4	1655.9	1670.6	1697.9
Riesling	61.8	62.4	62.4	62.8
Sauvignon Blanc	39.6	39.6	40.6	40.6
Sauvignon Gris	0.3	0.3	0.3	0.3
St Laurent	0.5	0.5	0.5	0.5
Syrah	3.9	3.9	3.9	3.9
Tempranillo	0.9	0.9	0.9	0.9
Zinfandel	0.1	0.1	0.1	0.2
All Other Reds	0.5	0.5	0.5	0.5
All Other Whites	0.1	0.1	0.1	0.1
<b>Totals:</b>	<b>2029</b>	<b>2055</b>	<b>2075</b>	<b>2104</b>

## 5.0 Total Producing Area by Region and Variety 2021 (ha)

Variety	Northland	Auckland	Waikato / Bay of Plenty	Gisborne	Hawke's Bay	Wairarapa	Nelson	Marlborough	North Canterbury	Waitaki Valley	Central Otago	Total Ha 2021
Albanys Surprise	0.0	1.0	0.0	0.0	0.0	0.0	0.0	0.0	0.0	0.0	0.0	1
Albariño	0.7	3.8	0.0	24.3	8.9	0.5	7.0	11.3	1.8	0.0	0.0	58
Arneis	1.0	0.1	0.0	0.0	8.3	0.0	0.0	1.2	0.0	0.0	0.0	11
Breidecker	0.0	0.0	0.0	0.0	0.0	0.0	0.0	0.0	0.0	0.0	0.4	0.4
Cabernet Franc	3.6	18.3	0.4	0.0	60.7	0.7	2.1	1.2	3.0	0.0	1.1	91
Cabernet Sauvignon	0.8	17.3	0.4	0.0	182.9	0.5	0.4	0.4	4.3	0.0	0.4	207
Chambourcin	3.0	1.7	0.0	0.0	0.8	0.0	0.0	0.0	0.0	0.0	0.0	5
Chardonnay	19.4	70.8	4.7	581.6	1060.4	61.6	108.9	1082.5	99.0	6.1	92.4	3187
Chenin Blanc	0.0	0.2	0.0	6.3	2.8	1.2	0.2	3.4	1.2	0.1	3.5	19
Durif	0.0	0.0	0.0	0.0	0.0	0.5	0.0	0.0	0.0	0.0	0.0	1
Ehrenfelser	0.0	0.0	0.0	0.0	0.0	0.0	0.0	0.0	1.2	0.0	0.0	1
Fiano	0.0	0.0	0.0	0.0	0.1	0.0	0.0	0.0	0.0	0.0	0.0	0.1
Flora	0.5	2.3	0.0	0.0	0.3	0.0	0.0	0.0	0.0	0.0	0.0	3
Gamay Noir	0.0	0.0	0.0	0.0	8.3	0.2	0.0	1.0	0.0	0.0	2.4	12
Gewürztraminer	1.4	1.6	0.3	18.9	53.6	1.6	18.6	70.0	18.1	2.9	10.4	197
Grenache	0.0	0.1	0.0	0.0	1.3	0.0	0.0	0.0	0.0	0.0	0.0	1
Gruner Veltliner	0.0	1.0	0.0	0.0	0.4	1.4	7.9	28.9	2.9	0.0	0.9	43
Kolor	0.0	1.0	0.0	0.0	2.2	0.0	0.2	0.0	0.0	0.0	0.0	3
Lagrein	0.0	0.0	0.0	0.0	8.0	0.2	0.0	1.4	0.0	0.0	0.1	10
Malbec	0.1	14.3	0.3	5.3	69.7	0.1	4.7	2.1	1.0	0.0	0.0	98
Marsanne	0.1	0.6	0.0	0.0	0.0	0.2	0.0	0.0	0.0	0.0	0.0	1
Merlot	5.3	33.4	0.6	24.0	975.0	4.7	2.5	21.6	8.4	0.0	2.1	1077
Montepulciano	0.2	2.6	0.0	0.5	2.2	0.0	1.5	1.0	0.0	0.0	0.0	8
Muller Thurgau	0.0	0.0	0.0	0.0	0.0	0.5	0.0	0.0	1.8	0.0	0.0	2
Muscat Blanc a Petit Grains	0.1	0.0	0.0	0.0	0.0	0.0	0.0	0.0	0.0	0.0	0.3	0.4
Muscat Varieties	0.0	0.5	0.0	3.3	1.1	0.0	0.0	0.2	1.3	0.1	0.5	7
Nebbiolo	0.0	0.3	0.0	0.0	0.0	0.0	0.0	0.8	0.0	0.0	0.0	1
Optima	0.0	0.0	0.0	0.0	0.0	0.0	0.0	0.0	0.1	0.0	0.0	0.1
Osteiner	0.0	0.0	0.0	0.0	0.0	0.0	0.0	0.0	0.0	0.0	0.7	1

Variety	Northland	Auckland	Waikato / Bay of Plenty	Gisborne	Hawke's Bay	Wairarapa	Nelson	Marlborough	North Canterbury	Waitaki Valley	Central Otago	Total Ha 2021
Petit Manseng	0.0	0.3	0.0	0.0	0.0	0.0	0.0	1.0	0.0	0.0	0.0	1
Petit Verdot	0.1	5.4	0.0	0.0	2.7	0.0	0.0	0.1	0.0	0.0	0.0	8
Pinot Blanc	0.0	0.0	0.0	0.0	0.3	0.6	0.9	9.3	0.5	0.0	3.0	15
Pinot Gris	11.3	33.5	0.9	287.9	675.8	46.8	110.7	1238.0	215.4	16.6	172.1	2809
Pinot Meunier	0.0	0.0	0.0	0.2	3.2	1.2	3.0	6.2	0.1	0.0	0.8	15
Pinot Noir	0.3	5.4	4.0	26.9	223.2	526.5	163.8	2732.5	444.1	24.1	1655.9	5807
Pinotage	3.7	0.6	0.1	3.5	0.7	0.0	0.0	5.8	0.6	0.0	0.0	15
Riesling	0.0	0.1	0.3	2.0	4.2	19.0	22.7	230.0	271.3	6.6	62.4	619
Roussanne	0.1	0.0	0.0	0.0	0.0	0.1	0.0	0.0	0.0	0.0	0.0	0.2
Sangiovese	0.4	3.3	0.0	0.1	1.1	0.0	0.0	0.0	0.0	0.0	0.0	5
Sauvignon Blanc	2.0	8.5	0.0	249.5	1010.6	393.6	620.7	23833.6	400.8	0.1	39.6	26559
Sauvignon Gris	0.1	0.0	0.0	0.0	2.2	0.0	1.1	98.6	0.0	0.0	0.3	102
Seibel	0.0	0.0	0.3	0.0	0.0	0.1	0.0	0.0	0.0	0.0	0.0	0.4
Semillon	0.1	0.8	0.0	0.7	15.8	0.5	0.0	5.4	4.7	0.0	0.0	28
St Laurent	0.0	0.2	0.0	0.0	0.0	0.2	0.0	1.2	0.7	0.0	0.5	3
Syrah	13.6	46.5	0.4	1.4	343.3	10.0	2.4	13.0	9.3	0.1	3.9	444
Tannat	1.6	0.6	0.0	0.0	0.7	0.0	0.0	0.0	0.0	0.0	0.0	3
Tempranillo	0.8	0.8	0.0	0.0	11.4	0.4	0.0	3.4	1.0	0.2	0.9	19
Verdelho	0.0	0.5	0.0	0.0	0.0	0.0	0.0	0.1	0.5	0.0	0.0	1
Vermentino	0.1	0.0	0.0	0.0	0.0	0.0	0.0	0.0	0.0	0.0	0.0	0.1
Viognier	3.5	4.3	0.0	6.8	37.4	2.2	1.7	6.8	2.1	0.5	0.0	65
Wurzer	0.0	0.0	0.0	0.0	0.0	0.0	0.4	0.0	0.0	0.0	0.0	0.4
Zinfandel	0.0	0.0	0.0	0.0	1.8	0.0	0.0	0.0	0.0	0.0	0.1	2
All Other Reds	0.0	3.0	0.0	0.9	3.6	3.7	0.9	3.5	0.0	0.1	0.5	16
All Other Whites	2.6	0.0	0.0	0.9	0.7	11.6	0.0	0.1	1.8	1.6	0.1	19
<b>Totals:</b>	<b>76</b>	<b>285</b>	<b>13</b>	<b>1245</b>	<b>4786</b>	<b>1090</b>	<b>1082</b>	<b>29415</b>	<b>1497</b>	<b>59</b>	<b>2055</b>	<b>41603</b>



NEW ZEALAND WINE

PURE DISCOVERY