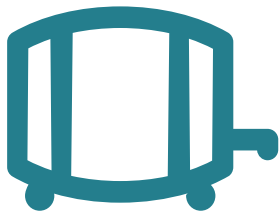


NEW ZEALAND WINE INDUSTRY

Vintage Indicators By Region 2017



TOTAL Volume of Grapes Harvested
396,000 tonnes* ↓ **-9%**

*Estimated production figures based on the 2017 Vintage Survey.

% Of Total Harvest

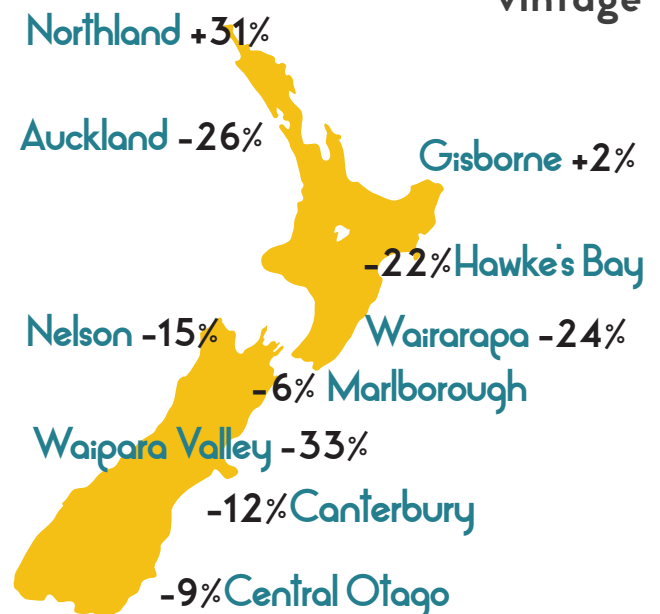


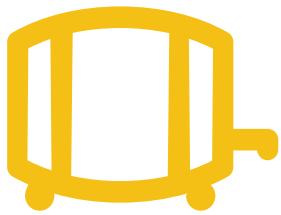
Tonnage Per Region
Marlborough 302,396



All Regions 2017

Change on previous vintage






TOTAL Volume of Grapes Harvested
396,000 tonnes*  **-9%**

*Estimated production figures based on the 2017 Vintage Survey.

Key Varieties

% Total Production and Total Produced

- 1** Sauvignon Blanc **74.8%** 285,862 tonnes
- 2** Pinot Noir **7.5%** 28,760 tonnes
- 3** Chardonnay **7.0%** 26,843 tonnes
- 4** Pinot Gris **5.4%** 20,755 tonnes
- 5** Merlot **2.0%** 7,714 tonnes
- 6** Riesling **1.0%** 3,880 tonnes



% Change on Last Year

