



New Zealand Wine  
Altogether Unique.



# Vineyard Report 2023

New Zealand Winegrowers

Predictions for 2023-2025 within this document are based on data collected from NZW members in the 2022 Biosecurity Vineyard Register. It is noted that the actual production area for 2022 as used in this report differs from predictions in the previous year's report by ~300ha. This may be due to a number of factors and despite having double checked this year's data a clear reason for the discrepancy was unable to be identified. Additionally, as this report was compiled from data submitted in 2022, prior to the event of Cyclone Gabrielle in early 2023, figures for cyclone-affected regions may have changed since data was collected.



# Vineyard Report 2023

New Zealand Winegrowers

## QUERIES

If you have any questions relating to the Biosecurity Vineyard Register please contact Sophie Badland, Biosecurity and Emergency Response Manager  
sophie.badland@nzwine.com | 03 577 6001 | 027 700 4142



DISCLAIMER: While care has been used in compiling this report, New Zealand Winegrowers Inc. gives no prediction, warranty or assurance in relation to the accuracy of or fitness for any particular purpose, use or application of any information contained in this document. To the full extent permitted by law neither New Zealand Winegrowers Inc. nor any of its employees or agents shall be liable for any cost (including legal costs), claim, liability, loss, damage, injury or the like, which may be suffered or incurred as a direct or indirect result of the reliance by any person on any information contained in this document.



# A Snapshot 2023



**TOTAL PRODUCING AREA**  
**41,860ha**

**TOTAL PRODUCING AREA BY VARIETY**  
**RED 7,698ha**  
**WHITE 34,162ha**

**PRODUCING AREA OF SAUVIGNON BLANC**  
**27,084ha**

**NUMBER OF VINEYARDS**  
**2,078**

**AVERAGE AREA OF VINEYARD**  
**20ha**

**PERCENTAGE INCREASE ON PRECEDING YEAR**  
**▲ 1%**

## Top Producing Varieties



**Red Varieties**  
**TOTAL 7,698ha**

- PINOT NOIR 73%**
- MERLOT 14%**
- SYRAH 6%**
- CABERNET SAUVIGNON 3%**
- MALBEC 1%**
- OTHER 3%**



**White Varieties**  
**TOTAL 34,162ha**

- SAUVIGNON BLANC 79%**
- CHARDONNAY 9%**
- PINOT GRIS 8%**
- RIESLING 2%**
- GEWÜRZTRAMINER 1%**
- OTHER 1%**



# Contents

<b>1.1</b>	Producing Area (ha) by Region 2022 - 2025	3
<b>2.1</b>	Producing Area (ha) White Varieties 2022 - 2025	4
<b>2.2</b>	Producing Area (ha) Red Varieties 2022 - 2025	5
<b>3.1</b>	Average Vineyard Size 2022	6
<b>3.2</b>	Number of Vineyards by Size 2022	6
<b>3.3</b>	Percentage of Vineyards by Size 2022 (graphic)	7
<b>3.4</b>	National Totals by Ownerships 2020-2022	8
<b>3.5</b>	National Totals by Ownerships 2020-2022 (graphic)	8
<b>4.0</b>	Producing Area by Region and Largest Variety 2022 (ha)	9
	Producing Area by Region and Variety (ha) 2022 - 2025:	
<b>4.1</b>	Northland	10
<b>4.2</b>	Auckland	11
<b>4.3</b>	Waikato / Bay of Plenty	12
<b>4.4</b>	Gisborne	13
<b>4.5</b>	Hawke's Bay	14
<b>4.6</b>	Wairarapa	15
<b>4.7</b>	Nelson	16
<b>4.8</b>	Marlborough	17
<b>4.9</b>	North Canterbury	18
<b>4.10</b>	Waitaki Valley	19
<b>4.11</b>	Central Otago	20
<b>5.0</b>	Total Producing Area (ha) by Region and Variety 2022	21

---

# 1.1 Producing Area (ha)

## BY REGION 2022 - 2025

Region	2022	2023	2024	2025
<b>NORTHLAND</b>				
Producing Area	73	73	76	76
Proportion of National Producing Area	<1%	<1%	<1%	<1%
<b>AUCKLAND</b>				
Producing Area	266	276	276	278
Proportion of National Producing Area	<1%	<1%	<1%	<1%
<b>WAIKATO / BAY OF PLENTY</b>				
Producing Area	3	13	13	13
Proportion of National Producing Area	<1%	<1%	<1%	<1%
<b>GISBORNE</b>				
Producing Area	1,232	1,300	1,330	1,324
Proportion of National Producing Area	3%	3%	3%	3%
<b>HAWKE'S BAY</b>				
Producing Area	4,722	4,805	4,880	4,881
Proportion of National Producing Area	11%	11%	12%	11%
<b>WAIRARAPA</b>				
Producing Area	1,083	1,089	1,112	1,112
Proportion of National Producing Area	3%	3%	3%	3%
<b>NELSON</b>				
Producing Area	1,067	1,080	1,081	1,084
Proportion of National Producing Area	3%	3%	3%	3%
<b>MARLBOROUGH</b>				
Producing Area	29,339	29,654	29,930	30,129
Proportion of National Producing Area	71%	71%	71%	71%
<b>NORTH CANTERBURY</b>				
Producing Area	1,448	1,464	1,496	1,511
Proportion of National Producing Area	4%	3%	4%	4%
<b>WAITAKI VALLEY</b>				
Producing Area	48	52	52	52
Proportion of National Producing Area	<1%	<1%	<1%	<1%
<b>CENTRAL OTAGO</b>				
Producing Area	2,013	2,054	2,083	2,087
Proportion of National Producing Area	5%	5%	5%	5%
<b>Totals</b>	<b>41,295</b>	<b>41,860</b>	<b>42,329</b>	<b>42,547</b>
<b>Area Increase</b>	<b>333</b>	<b>565</b>	<b>469</b>	<b>218</b>
<b>Percentage Increase on preceding year</b>	<b>1%</b>	<b>1%</b>	<b>1%</b>	<b>1%</b>

## 2.1 Producing Area (ha)

### WHITE VARIETIES 2022 - 2025

Variety	2022	2023	2024	2025
Sauvignon Blanc	26,471	27,084	27,502	27,692
Chardonnay	3,159	3,149	3,155	3,183
Pinot Gris	2,773	2,797	2,826	2,821
Riesling	592	595	595	595
Gewurztraminer	190	192	192	192
Sauvignon Gris	103	73	73	73
Viognier	62	63	62	62
Albarino	58	64	64	64
Gruener Veltliner	42	43	43	43
Semillon	26	26	26	26
Chenin Blanc	18	19	19	20
Arneis	11	11	11	11
Pinot Blanc	10	10	10	10
Other Whites	10	12	12	12
Muscat Varieties	8	8	8	8
Niagara	3	3	3	3
Flora	2	3	3	3
Prosecco	0	2	2	2
Marsanne	1	1	1	1
Petit Manseng	1	1	1	1
Verdelho	1	1	1	1
Scheurebe	0.8	0.8	0.8	0.8
Osteiner	0.7	0.7	0.7	0.7
Muller Thurgau	0.6	0.6	0.6	0.6
Fiano	0.6	0.6	0.6	0.6
Mtsvane	0.6	0.6	0.6	0.6
Wurzer	0.4	0.4	0.4	0.4
Muscat Blanc a Petit Grains	0.4	0.4	0.4	0.4
Prosecco-Glera	0.3	0.7	0.7	0.7
Roussanne	0.2	0.2	0.2	0.2
Optima	0.1	0.1	0.1	0.1
Vermentino	0.1	0.1	0.1	0.1
Seibel	0.1	0.1	0.1	0.1
Breidecker	0.0	0.4	0.4	0.4
<b>Totals</b>	<b>33,545</b>	<b>34,162</b>	<b>34,615</b>	<b>34,829</b>
<b>White Varieties Proportion of Total</b>	<b>81%</b>	<b>82%</b>	<b>82%</b>	<b>82%</b>

## 2.2 Producing Area (ha)

### RED VARIETIES 2022 - 2025

Variety	2022	2023	2024	2025
Pinot Noir	5,735	5,678	5,710	5,714
Merlot	1,066	1,061	1,046	1,046
Syrah	438	443	442	443
Cabernet Sauvignon	202	204	204	204
Malbec	96	95	95	95
Cabernet Franc	90	92	92	92
Tempranillo	17	17	17	17
Pinot Meunier	15	15	15	15
Pinotage	15	15	15	15
Gamay Noir	12	12	12	12
Lagrein	10	10	10	10
Petit Verdot	8	8	8	8
Montepulciano	8	8	8	8
Sangiovese	5	5	5	5
Chambourcin	5	5	5	5
Kolor	3	3	3	3
Rosé - Other	3	3	3	3
St Laurent	3	3	3	3
Other Reds	3	3	3	3
Tannat	2	3	3	3
Zinfandel	2	2	2	2
Barbera	2	2	2	2
Carmenere	2	2	2	2
Dolcetto	2	2	2	2
Grenache	1	1	1	1
Plantet	1	1	1	1
Nebbiolo	1	1	1	1
Albanys Surprise	1	1	1	1
Zweigelt	0.9	1	1	1
Marzemino	0.7	0.7	0.7	0.7
Touriga Nacional	0.6	0.6	0.6	0.6
Durif	0.4	0.3	0.2	0.5
Saperavi	0.4	0.4	0.4	0.4
Blaufränkisch	0.2	0.2	0.2	0.2
Mourvèdre	0.1	0.1	0.1	0.1
<b>Totals</b>	<b>7,750</b>	<b>7,698</b>	<b>7,714</b>	<b>7,718</b>
<b>Red Varieties Proportion of Total</b>	<b>19%</b>	<b>18%</b>	<b>18%</b>	<b>18%</b>

## 3.1 Average Vineyard Size 2022

Region	Regional Area Producing ha	Number of Vineyards	Average Area ha
Northland	73	24	3
Auckland	266	86	3
Waikato / Bay of Plenty	3	6	0.6
Gisborne	1,232	68	18
Hawkes Bay	4,722	221	21
Wairarapa	1,083	126	9
Nelson	1,067	85	13
Marlborough	29,339	1113	26
North Canterbury	1,448	100	14
Waitaki Valley	48	15	3
Central Otago	2,013	234	9
<b>Totals</b>	<b>41,295</b>	<b>2,078</b>	<b>20</b>

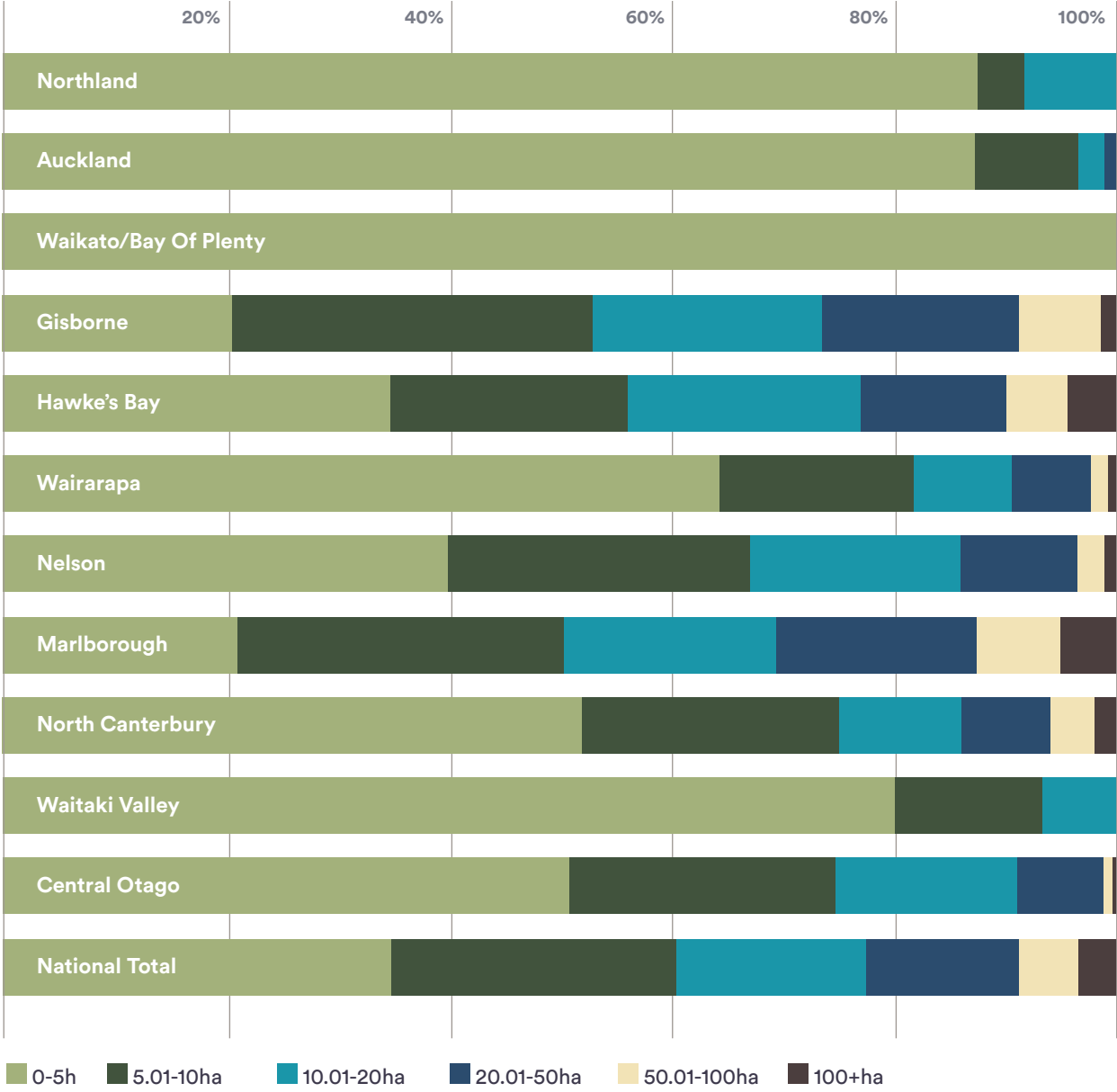
\*Note: the total number of growing entities is not the sum of the regional entities as some appear in more than one region

## 3.2 Number of Vineyards by Size 2022

Region	0-5ha	5.01-10ha	10.01-20ha	20.01-50ha	50.01-100ha	100.01+	National total
Northland	21	1	2	-	-	-	24
Auckland	75	8	2	-	1	-	86
Waikato / Bay of Plenty	6	-	-	-	-	-	6
Gisborne	14	22	14	12	5	1	68
Hawke's Bay	77	47	46	29	12	10	221
Wairarapa	81	22	11	9	2	1	126
Nelson	34	23	16	9	2	1	85
Marlborough	234	327	211	201	83	57	1,113
North Canterbury	52	23	11	8	4	2	100
Waitaki Valley	12	2	1	-	-	-	15
Central Otago	119	56	38	18	2	1	234
<b>Totals</b>	<b>725</b>	<b>531</b>	<b>352</b>	<b>286</b>	<b>111</b>	<b>73</b>	<b>2,078</b>



### 3.3 Percentage of Vineyards by Size 2022



### 3.4 National Totals by Ownership 2020-2022

	0-5ha	5.01-10ha	10.01-20ha	20.01-50ha	50.01-100ha	100.01-200ha	200.01-500ha	500.01+	TOTAL
2022 Total Number of Owners	469	305	195	167	65	30	26	9	1,266
2022 Total Ha	1,167	2,189	2,728	5,223	4,425	4,153	8,540	13,471	41,896
Area increase/decrease from 2021 Ha	1	-55	-27	-43	146	228	-73	757	934
Percentage Increase on 2021 Ha	0%	-2%	-1%	-1%	3%	6%	-1%	6%	2%
2021 Total Number of Owners	482	309	196	170	63	27	25	8	1,280
2021 Total Ha	1,166	2,244	2,755	5,266	4,279	3,925	8,613	12,714	40,962
Area increase/decrease from 2020 Ha	64	70	-52	-469	373	257	668	394	1,305
Percentage change on 2020 Ha	6%	3%	-2%	-8%	10%	7%	8%	3%	3%
2020 Total Number of Owners	427	299	201	184	57	28	26	9	1,231
2020 Total Ha	1,102	2,174	2,807	5,735	3,906	3,668	7,945	12,320	39,657

### 3.5 National Totals by Ownership 2020-2022

Table 1 National Totals by Hectares 2020-2022

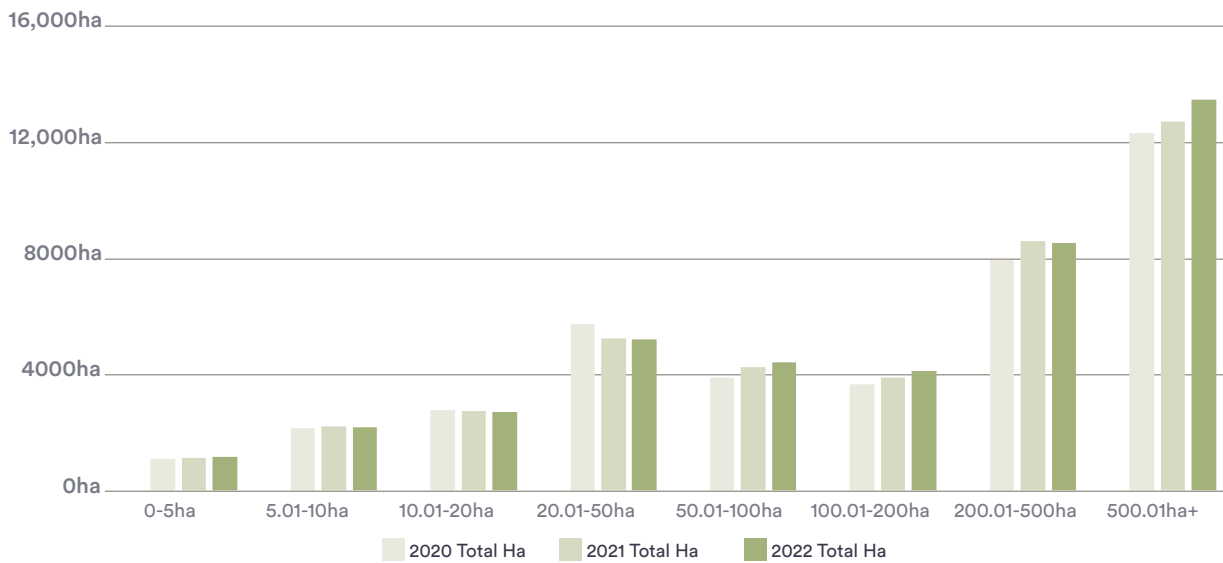
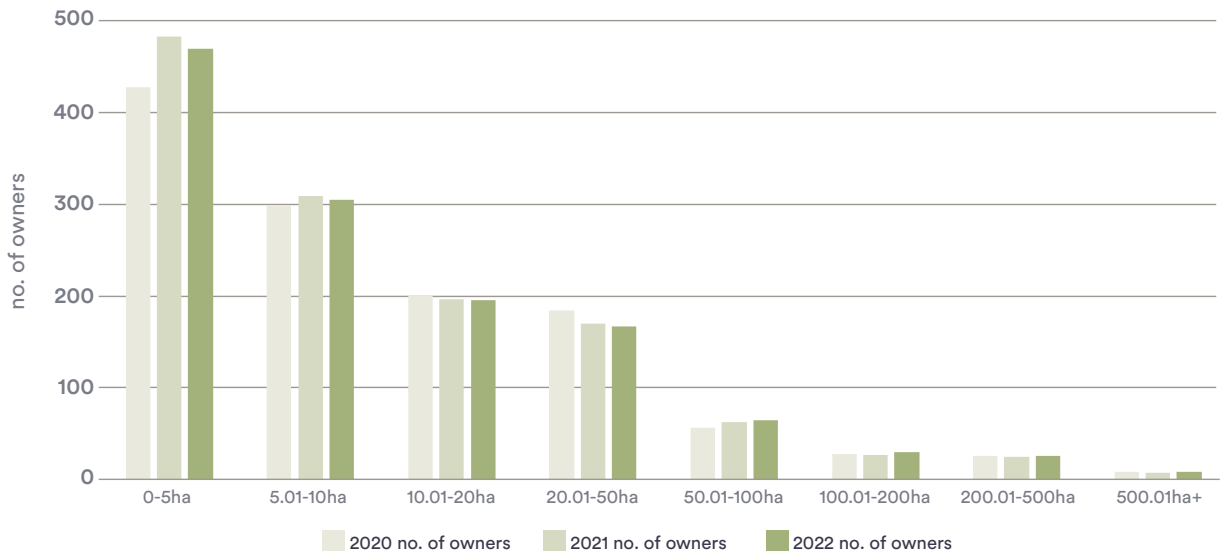
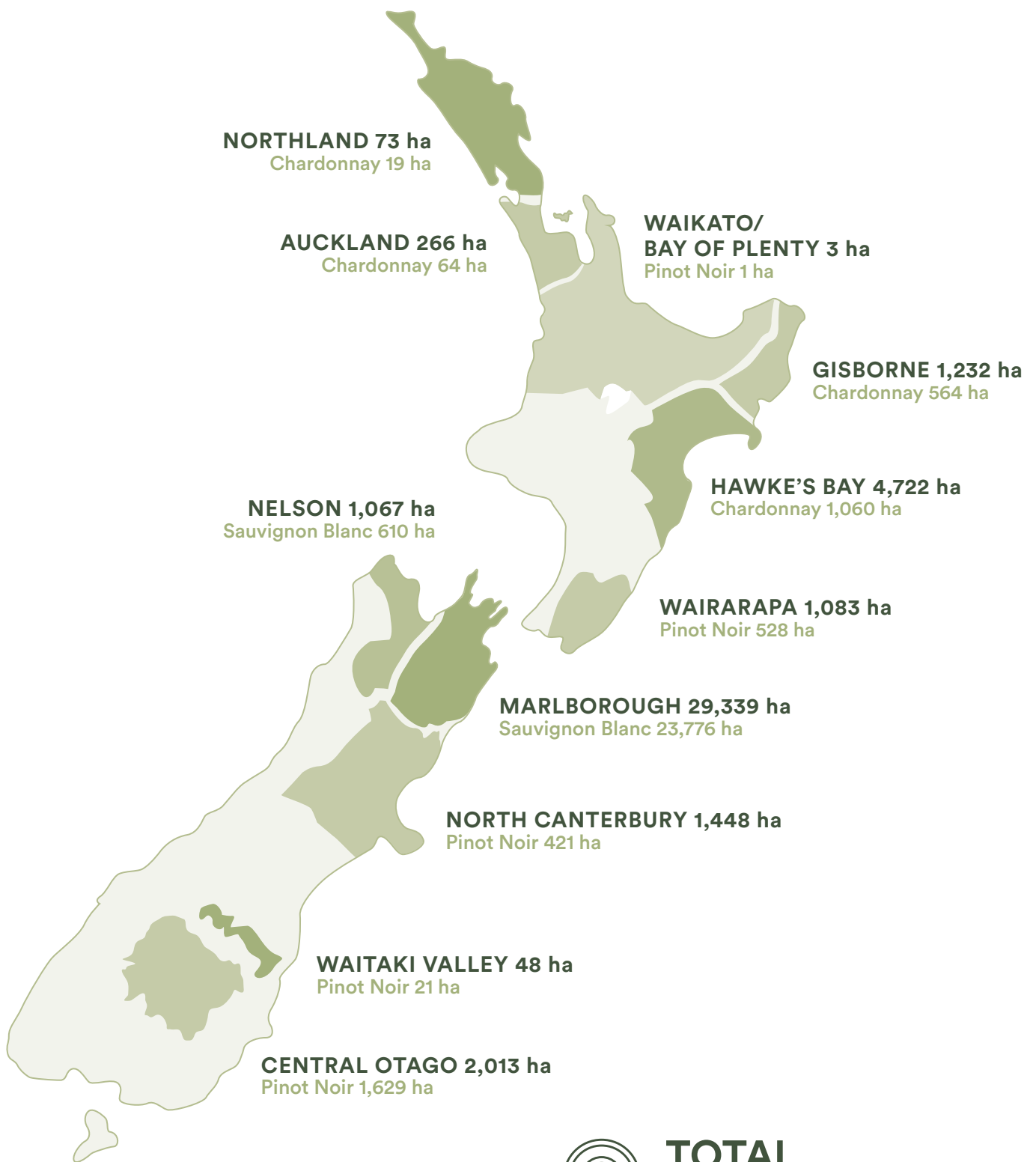


Table 2 National Totals by Ownership 2020-2022



## 4.0 Producing area by region and largest variety 2022 (ha)



**TOTAL  
PRODUCING AREA  
41,295ha**

## 4.1 Producing Area by Region and Variety (ha)

### NORTHLAND 2022 - 2025

Variety	2022	2023	2024	2025
Albarino	0.7	0.7	0.7	0.7
Arneis	1.0	1.0	1.0	1.0
Cabernet Franc	3.6	3.6	3.6	3.6
Cabernet Sauvignon	0.8	0.8	0.8	0.8
Chambourcin	2.4	2.4	2.4	2.4
Chardonnay	18.6	18.6	20.4	20.4
Flora	0.4	0.4	0.4	0.4
Gewurztraminer	1.2	1.2	1.2	1.2
Malbec	0.1	0.1	0.1	0.1
Marsanne	0.1	0.1	0.1	0.1
Merlot	5.0	5.0	5.0	5.0
Montepulciano	0.2	0.2	0.2	0.2
Muscat Blanc a Petit Grains	0.1	0.1	0.1	0.1
Niagara	2.6	2.6	2.6	2.6
Petit Manseng	0.01	0.01	0.01	0.01
Petit Verdot	0.1	0.1	0.1	0.1
Pinot Gris	10.9	10.9	11.5	11.5
Pinot Noir	0.3	0.3	0.3	0.3
Pinotage	3.7	3.7	3.7	3.7
Roussanne	0.1	0.1	0.1	0.1
Sangiovese	0.4	0.4	0.4	0.4
Sauvignon Blanc	2.1	2.1	2.1	2.1
Sauvignon Gris	0.1	0.1	0.1	0.1
Semillon	0.1	0.1	0.1	0.1
Syrah	13.4	13.4	14.0	14.0
Tannat	1.3	1.3	1.3	1.3
Tempranillo	0.8	0.8	0.8	0.8
Vermentino	0.1	0.1	0.1	0.1
Viognier	3.1	3.1	3.1	3.1
<b>Totals:</b>	<b>73</b>	<b>73</b>	<b>76</b>	<b>76</b>

## 4.2 Producing Area by Region and Variety (ha)

### AUCKLAND 2022 - 2025

Variety	2022	2023	2024	2025
Albanys Surprise	1.0	1.0	1.0	1.0
Albarino	3.2	9.4	9.4	9.4
Arneis	0.1	0.1	0.1	0.1
Barbera	0.3	0.3	0.3	0.3
Cabernet Franc	17.6	18.2	18.2	18.2
Cabernet Sauvignon	16.8	17.0	17.0	17.0
Carmenere	0.9	0.9	0.9	0.9
Chambourcin	1.6	1.7	1.7	1.7
Chardonnay	63.5	65.2	65.2	67.1
Chenin Blanc	0.2	0.2	0.2	0.2
Dolcetto	1.1	1.1	1.1	1.1
Flora	1.6	2.0	2.0	2.0
Gewurztraminer	0.03	0.03	0.03	0.03
Grenache	0.1	0.1	0.1	0.1
Gruner Veltliner	1.0	1.0	1.0	1.0
Kolor	1.0	1.0	1.0	1.0
Malbec	12.0	12.6	12.6	12.6
Marsanne	0.6	0.6	0.6	0.6
Merlot	32.8	33.1	33.1	33.1
Montepulciano	2.6	2.8	2.8	2.8
Mourvèdre	0.04	0.04	0.04	0.04
Muscat Varieties	0.5	0.5	0.5	0.5
Nebbiolo	0.4	0.4	0.4	0.4
Petit Manseng	0.2	0.2	0.2	0.2
Petit Verdot	5.2	5.2	5.2	5.2
Pinot Gris	32.7	32.7	32.7	32.7
Pinot Noir	5.2	2.9	2.9	2.9
Pinotage	0.3	0.6	0.6	0.6
Sangiovese	3.1	3.3	3.3	3.3
Saperavi	0.2	0.3	0.3	0.3
Sauvignon Blanc	8.3	8.5	8.5	8.5
Semillon	0.8	0.8	0.8	0.8
St Laurent	0.2	0.2	0.2	0.2
Syrah	45.2	45.7	45.7	46.3
Tannat	0.2	0.5	0.5	0.5
Tempranillo	0.8	0.8	0.8	0.8
Verdelho	0.5	0.5	0.5	0.5
Viognier	3.8	4.2	4.2	4.2
<b>Totals</b>	<b>266</b>	<b>276</b>	<b>276</b>	<b>278</b>

## 4.3 Producing Area by Region and Variety (ha)

### WAIKATO / BAY OF PLENTY 2022 - 2025

Variety	2022	2023	2024	2025
Cabernet Franc	0.4	0.4	0.4	0.4
Cabernet Sauvignon	0.2	0.4	0.4	0.4
Chardonnay	0.5	4.7	4.5	4.5
Gewurztraminer	0.0	0.3	0.3	0.3
Malbec	0.2	0.3	0.3	0.3
Merlot	0.4	0.6	0.6	0.6
Pinot Gris	0.1	1.1	1.1	1.1
Pinot Noir	1.3	4.9	4.9	4.9
Pinotage	0.1	0.1	0.1	0.1
Riesling	0.0	0.3	0.3	0.3
Syrah	0.3	0.3	0.3	0.3
<b>Totals</b>	<b>3</b>	<b>13</b>	<b>13</b>	<b>13</b>

## 4.4 Producing Area by Region and Variety (ha)

### GISBORNE 2022 - 2025

Variety	2022	2023	2024	2025
Albarino	23.8	23.8	23.8	23.8
Carmenere	0.9	0.9	0.9	0.9
Chardonnay	564.4	549.4	539.9	538.2
Chenin Blanc	6.3	6.3	6.3	6.3
Gewurztraminer	18.9	18.9	18.9	18.9
Malbec	5.3	5.3	5.3	5.3
Marsanne	0.3	0.3	0.3	0.3
Merlot	24.0	24.0	24.0	24.0
Montepulciano	0.5	0.5	0.5	0.5
Mtshane	0.6	0.6	0.6	0.6
Muscat Varieties	3.3	3.3	3.3	3.3
Pinot Gris	270.7	284.6	280.8	275.1
Pinot Meunier	0.2	0.2	0.2	0.2
Pinot Noir	26.9	26.9	26.9	26.9
Pinotage	3.5	3.5	3.5	3.5
Prosecco	0.0	2.0	2.0	2.0
Prosecco-Glera	0.2	0.7	0.7	0.7
Riesling	2.0	2.0	2.0	2.0
Sangiovese	0.1	0.1	0.1	0.1
Sauvignon Blanc	271.5	337.9	381.1	382.0
Semillon	0.7	0.7	0.7	0.7
Syrah	1.4	1.4	1.4	1.4
Viognier	6.8	6.8	6.8	6.8
<b>Totals</b>	<b>1,232</b>	<b>1,300</b>	<b>1,330</b>	<b>1,324</b>

## 4.5 Producing Area by Region and Variety (ha)

### HAWKE'S BAY 2022 - 2025

Variety	2022	2023	2024	2025
Albarino	9.1	9.1	9.1	9.1
Arneis	8.3	8.3	8.3	8.3
Barbera	1.6	1.6	1.6	1.6
Cabernet Franc	60.1	61.2	61.2	61.2
Cabernet Sauvignon	178.7	179.7	179.7	179.7
Chambourcin	0.8	0.8	0.8	0.8
Chardonnay	1,059.8	1,065.4	1,065.4	1,065.4
Chenin Blanc	2.6	3.9	3.9	4.9
Fiano	0.1	0.1	0.1	0.1
Flora	0.3	0.3	0.3	0.3
Gamay Noir	8.3	8.3	8.3	8.3
Gewurztraminer	52.3	52.3	52.3	52.3
Grenache	1.1	1.1	1.1	1.1
Gruner Veltliner	0.4	0.4	0.4	0.4
Kolor	2.2	2.2	2.2	2.2
Lagrein	8.0	8.0	8.0	8.0
Malbec	70.0	69.1	69.1	69.1
Marsanne	0.3	0.3	0.3	0.3
Marzemino	0.7	0.7	0.7	0.7
Merlot	965.8	959.6	944.8	944.8
Montepulciano	2.2	2.2	2.2	2.2
Mourvèdre	0.02	0.02	0.02	0.02
Muscat Varieties	1.1	1.1	1.1	1.1
Petit Verdot	2.7	2.7	2.7	2.7
Pinot Blanc	0.3	0.3	0.3	0.3
Pinot Gris	670.8	666.3	696.3	696.3
Pinot Meunier	3.2	3.2	3.2	3.2
Pinot Noir	221.1	221.1	219.8	219.8
Pinotage	0.7	0.7	0.7	0.7
Riesling	3.7	4.0	4.0	4.0
Sangiovese	1.1	1.1	1.1	1.1
Sauvignon Blanc	978.4	1058.7	1121.8	1121.8
Sauvignon Gris	2.6	2.6	2.6	2.6
Semillon	13.5	13.5	13.5	13.5
Syrah	339.6	344.8	343.0	343.0
Tannat	0.8	0.8	0.8	0.8
Tempranillo	10.1	10.1	10.1	10.1
Touriga Nacional	0.6	0.6	0.6	0.6
Viognier	36.1	36.1	35.8	35.8
Zinfandel	1.8	1.8	1.8	1.8
Other Reds	0.7	0.7	0.7	0.7
<b>Totals</b>	<b>4,722</b>	<b>4,805</b>	<b>4,880</b>	<b>4,881</b>



## 4.6 Producing Area by Region and Variety (ha)

### WAIRARAPA 2022 - 2025

Variety	2022	2023	2024	2025
Albarino	0.5	0.5	0.5	0.5
Cabernet Franc	1.1	1.1	1.1	1.1
Cabernet Sauvignon	0.5	0.5	0.5	0.5
Chardonnay	57.6	58.8	61.6	61.6
Chenin Blanc	1.3	1.3	1.3	1.3
Durif	0.4	0.3	0.2	0.5
Gamay Noir	0.3	0.3	0.9	0.9
Gewurztraminer	2.0	2.0	2.0	2.0
Gruener Veltliner	1.4	2.4	2.4	2.4
Lagrein	0.3	0.3	0.3	0.3
Malbec	0.1	0.1	0.1	0.1
Marsanne	0.2	0.2	0.2	0.2
Merlot	4.9	4.9	4.9	4.9
Muller Thurgau	0.5	0.5	0.5	0.5
Pinot Blanc	0.6	0.6	0.6	0.6
Pinot Gris	46.4	47.0	47.0	47.0
Pinot Meunier	1.2	1.2	1.2	1.2
Pinot Noir	528.1	516.7	519.5	519.5
Plantet	1.2	1.2	1.2	1.2
Riesling	18.5	19.0	19.0	19.0
Roussanne	0.1	0.1	0.1	0.1
Sauvignon Blanc	390.0	403.2	420.6	420.6
Seibel	0.1	0.1	0.1	0.1
Semillon	0.5	0.5	0.5	0.5
St Laurent	0.2	0.2	0.2	0.2
Syrah	10.2	10.8	10.8	10.8
Tempranillo	0.4	0.4	0.4	0.4
Viognier	2.6	2.6	2.6	2.6
Other Reds	2.0	2.0	2.0	2.0
Other Whites	10.0	10.0	10.0	10.0
<b>Totals</b>	<b>1,083</b>	<b>1,089</b>	<b>1,112</b>	<b>1,112</b>

## 4.7 Producing Area by Region and Variety (ha)

NELSON 2022 - 2025

Variety	2022	2023	2024	2025
Albarino	6.9	7.4	7.4	7.4
Cabernet Franc	2.1	2.1	2.1	2.1
Cabernet Sauvignon	0.4	0.4	0.4	0.4
Chardonnay	106.6	108.8	109.4	109.4
Chenin Blanc	0.2	0.2	0.2	0.2
Gewurztraminer	17.9	19.8	19.8	19.8
Gruener Veltliner	7.9	7.9	7.9	7.9
Kolor	0.2	0.2	0.2	0.2
Malbec	4.7	4.7	4.7	4.7
Merlot	2.5	2.5	2.5	2.5
Montepulciano	1.5	1.5	1.5	1.5
Pinot Blanc	0.9	0.9	0.9	0.9
Pinot Gris	112.0	112.5	111.0	111.0
Pinot Meunier	3.0	3.0	3.0	3.0
Pinot Noir	162.2	162.2	165.1	165.1
Riesling	22.9	22.9	23.3	23.3
Sauvignon Blanc	609.8	616.4	614.5	617.5
Sauvignon Gris	1.1	2.0	2.0	2.0
Syrah	2.4	2.4	2.6	2.6
Viognier	1.0	1.0	1.0	1.0
Wurzer	0.4	0.4	0.4	0.4
Zweigelt	0.9	0.9	0.9	0.9
<b>Totals</b>	<b>1,067</b>	<b>1,080</b>	<b>1,081</b>	<b>1,084</b>

## 4.8 Producing Area by Region and Variety (ha)

### MARLBOROUGH 2022 - 2025

Variety	2022	2023	2024	2025
Albarino	11.3	11.3	11.3	11.3
Arneis	1.4	1.4	1.4	1.4
Blafränkisch	0.2	0.2	0.2	0.2
Cabernet Franc	1.2	1.2	1.2	1.2
Cabernet Sauvignon	0.4	0.4	0.4	0.4
Chardonnay	1,091.9	1,075.9	1,080.6	1,108.7
Chenin Blanc	3.8	3.8	3.8	3.8
Gamay Noir	1.0	1.0	1.0	1.0
Gewurztraminer	69.5	68.1	68.2	68.2
Gruner Veltliner	27.8	27.8	27.8	27.8
Lagrein	1.4	1.4	1.4	1.4
Malbec	2.1	1.5	1.5	1.5
Merlot	21.6	21.6	21.6	21.6
Montepulciano	1.0	1.0	1.0	1.0
Muller Thurgau	0.003	0.003	0.003	0.003
Muscat Varieties	0.9	0.9	0.9	0.9
Nebbiolo	0.8	0.8	0.8	0.8
Petit Manseng	1.0	1.0	1.0	1.0
Petit Verdot	0.1	0.1	0.1	0.1
Pinot Blanc	5.5	5.5	5.5	5.5
Pinot Gris	1,235.6	1,237.2	1,239.0	1,239.0
Pinot Meunier	6.2	6.2	6.2	6.2
Pinot Noir	2,719.8	2,637.0	2,636.9	2,637.6
Pinotage	5.8	5.8	5.8	5.8
Prosecco-Glera	0.1	0.1	0.1	0.1
Riesling	222.0	221.8	221.7	221.7
Rosé - Other	3.0	3.0	3.0	3.0
Roussanne	0.01	0.01	0.01	0.01
Sangiovese	0.2	0.2	0.2	0.2
Saperavi	0.2	0.2	0.2	0.2
Sauvignon Blanc	23,775.6	24,221.6	24,491.3	24,661.7
Sauvignon Gris	98.6	67.9	67.9	67.9
Semillon	5.4	5.4	5.4	5.4
St Laurent	1.2	1.2	1.2	1.2
Syrah	12.5	11.5	11.5	11.5
Tempranillo	3.2	3.2	3.2	3.2
Verdelho	0.1	0.1	0.1	0.1
Viognier	6.8	6.8	6.8	6.8
<b>Totals</b>	<b>29,339</b>	<b>29,654</b>	<b>29,930</b>	<b>30,129</b>

## 4.9 Producing Area by Region and Variety (ha)

### NORTH CANTERBURY 2022 - 2025

Variety	2022	2023	2024	2025
Albarino	2.0	2.0	2.0	2.0
Cabernet Franc	3.0	3.4	3.4	3.4
Cabernet Sauvignon	4.3	4.9	4.9	4.9
Chardonnay	95.1	96.2	99.8	99.8
Chenin Blanc	0.5	0.5	0.5	0.5
Fiano	0.5	0.5	0.5	0.5
Gewurztraminer	16.6	16.6	16.6	16.6
Gruener Veltliner	2.9	2.9	2.9	2.9
Malbec	1.0	1.0	1.0	1.0
Merlot	7.4	7.5	7.4	7.4
Muller Thurgau	0.1	0.1	0.1	0.1
Muscat Varieties	1.6	1.6	1.6	1.6
Optima	0.1	0.1	0.1	0.1
Pinot Gris	211.1	218.6	221.0	221.0
Pinot Meunier	0.1	0.1	0.1	0.1
Pinot Noir	420.8	426.7	426.7	426.7
Pinotage	0.6	0.6	0.6	0.6
Riesling	266.7	266.7	266.7	266.7
Sauvignon Blanc	396.3	396.3	422.6	438.3
Scheurebe	0.8	0.8	0.8	0.8
Semillon	4.7	4.7	4.7	4.7
St Laurent	0.7	0.7	0.7	0.7
Syrah	8.3	8.3	8.3	8.3
Tempranillo	1.0	1.0	1.0	1.0
Verdelho	0.5	0.5	0.5	0.5
Viognier	1.3	1.3	1.3	1.3
<b>Totals</b>	<b>1,448</b>	<b>1,464</b>	<b>1,496</b>	<b>1,511</b>

## 4.10 Producing Area by Region and Variety (ha)

### WAITAKI VALLEY 2022 - 2025

Variety	2022	2023	2024	2025
Chardonnay	5.7	5.8	5.9	5.9
Chenin Blanc	0.1	0.1	0.1	0.1
Gewurztraminer	2.8	2.9	2.9	2.9
Muscat Varieties	0.1	0.1	0.1	0.1
Pinot Gris	13.6	14.5	14.5	14.5
Pinot Noir	21.2	21.4	21.4	21.4
Riesling	4.0	4.8	4.8	4.8
Sauvignon Blanc	0.1	0.1	0.1	0.1
Syrah	0.1	0.1	0.1	0.1
Tempranillo	0.2	0.2	0.2	0.2
Viognier	0.5	0.5	0.5	0.5
Zweigelt	0.0	0.1	0.1	0.1
Other Reds	0.0	0.1	0.1	0.1
Other Whites	0.0	1.6	1.6	1.6
<b>Totals</b>	<b>48</b>	<b>52</b>	<b>52</b>	<b>52</b>

## 4.11 Producing Area by Region and Variety (ha)

### CENTRAL OTAGO 2022 - 2025

Variety	2022	2023	2024	2025
Albarino	0.03	0.03	0.03	0.03
Breidecker	0.0	0.4	0.4	0.4
Cabernet Franc	1.1	1.1	1.1	1.1
Cabernet Sauvignon	0.0	0.4	0.4	0.4
Chardonnay	95.4	100.6	102.1	101.8
Chenin Blanc	3.5	3.0	3.0	3.0
Dolcetto	0.5	0.5	0.5	0.5
Gamay Noir	2.0	2.0	2.0	2.0
Gewurztraminer	8.4	9.5	9.5	9.5
Gruner Veltliner	0.9	0.9	0.9	0.9
Lagrein	0.1	0.1	0.1	0.1
Merlot	2.0	2.1	2.1	2.1
Muscat Blanc a Petit Grains	0.3	0.3	0.3	0.3
Muscat Varieties	0.3	0.3	0.3	0.3
Osteiner	0.7	0.7	0.7	0.7
Pinot Blanc	2.9	2.9	2.9	2.9
Pinot Gris	168.9	171.3	171.3	171.7
Pinot Meunier	0.8	0.8	0.8	0.8
Pinot Noir	1,628.6	1,658.5	1,685.6	1,688.7
Pinotage	0.0	0.1	0.1	0.1
Riesling	52.3	53.1	53.5	53.5
Sauvignon Blanc	38.4	39.4	39.4	39.4
Sauvignon Gris	0.3	0.3	0.3	0.3
St Laurent	0.5	0.5	0.5	0.5
Syrah	4.3	4.3	4.3	4.3
Tempranillo	0.9	0.9	0.9	0.9
Viognier	0.03	0.03	0.03	0.03
Zinfandel	0.1	0.1	0.2	0.2
<b>Totals</b>	<b>2,013</b>	<b>2,054</b>	<b>2,083</b>	<b>2,087</b>

## 5.0 Total Producing Area by Region and Variety 2022 (ha)

Variety	Northland	Auckland	Waikato / Bay of Plenty	Gisborne	Hawke's Bay	Wairarapa	Nelson	Marlborough	North Canterbury	Waitaki Valley	Central Otago	Total Ha 2022
Albanys Surprise	0.0	1.0	0.0	0.0	0.0	0.0	0.0	0.0	0.0	0.0	0.0	1
Albarino	0.7	3.2	0.0	23.8	9.1	0.5	6.9	11.3	2.0	0.0	0.0	58
Arneis	1.0	0.1	0.0	0.0	8.3	0.0	0.0	1.4	0.0	0.0	0.0	11
Barbera	0.0	0.3	0.0	0.0	1.6	0.0	0.0	0.0	0.0	0.0	0.0	2
Blaufränkisch	0.0	0.0	0.0	0.0	0.0	0.0	0.0	0.2	0.0	0.0	0.0	0.2
Cabernet Franc	3.6	17.6	0.4	0.0	60.1	1.1	2.1	1.2	3.0	0.0	1.1	90
Cabernet Sauvignon	0.8	16.8	0.2	0.0	178.7	0.5	0.4	0.4	4.3	0.0	0.0	202
Carmenere	0.0	0.9	0.0	0.9	0.0	0.0	0.0	0.0	0.0	0.0	0.0	2
Chambourcin	2.4	1.6	0.0	0.0	0.8	0.0	0.0	0.0	0.0	0.0	0.0	5
Chardonnay	18.6	63.5	0.5	564.4	1,059.8	57.6	106.6	1,091.9	95.1	5.7	95.4	3,159
Chenin Blanc	0.0	0.2	0.0	6.3	2.6	1.3	0.2	3.8	0.5	0.1	3.5	18
Dolcetto	0.0	1.1	0.0	0.0	0.0	0.0	0.0	0.0	0.0	0.0	0.5	2
Durif	0.0	0.0	0.0	0.0	0.0	0.4	0.0	0.0	0.0	0.0	0.0	0.4
Fiano	0.0	0.0	0.0	0.0	0.1	0.0	0.0	0.0	0.5	0.0	0.0	0.6
Flora	0.4	1.6	0.0	0.0	0.3	0.0	0.0	0.0	0.0	0.0	0.0	2
Gamay Noir	0.0	0.0	0.0	0.0	8.3	0.3	0.0	1.0	0.0	0.0	2.0	12
Gewurztraminer	1.2	0.0	0.0	18.9	52.3	2.0	17.9	69.5	16.6	2.8	8.4	190
Grenache	0.0	0.1	0.0	0.0	1.1	0.0	0.0	0.0	0.0	0.0	0.0	1
Gruner Veltliner	0.0	1.0	0.0	0.0	0.4	1.4	7.9	27.8	2.9	0.0	0.9	42
Kolor	0.0	1.0	0.0	0.0	2.2	0.0	0.2	0.0	0.0	0.0	0.0	3
Lagrein	0.0	0.0	0.0	0.0	8.0	0.3	0.0	1.4	0.0	0.0	0.1	10
Malbec	0.1	12.0	0.2	5.3	70.0	0.1	4.7	2.1	1.0	0.0	0.0	96
Marsanne	0.1	0.6	0.0	0.3	0.3	0.2	0.0	0.0	0.0	0.0	0.0	1
Marzemino	0.0	0.0	0.0	0.0	0.7	0.0	0.0	0.0	0.0	0.0	0.0	0.7
Merlot	5.0	32.8	0.4	24.0	965.8	4.9	2.5	21.6	7.4	0.0	2.0	1,066
Montepulciano	0.2	2.6	0.0	0.5	2.2	0.0	1.5	1.0	0.0	0.0	0.0	8
Mourvèdre	0.0	0.0	0.0	0.0	0.0	0.0	0.0	0.0	0.0	0.0	0.0	0.1
Mtstvane	0.0	0.0	0.0	0.6	0.0	0.0	0.0	0.0	0.0	0.0	0.0	0.6
Muller Thurgau	0.0	0.0	0.0	0.0	0.0	0.5	0.0	0.0	0.1	0.0	0.0	0.6
Muscat Blanc a Petit Grains	0.1	0.0	0.0	0.0	0.0	0.0	0.0	0.0	0.0	0.0	0.3	0.4
Muscat Varieties	0.0	0.5	0.0	3.3	1.1	0.0	0.0	0.9	1.6	0.1	0.3	8
Nebbiolo	0.0	0.4	0.0	0.0	0.0	0.0	0.0	0.8	0.0	0.0	0.0	1
Niagara	2.6	0.0	0.0	0.0	0.0	0.0	0.0	0.0	0.0	0.0	0.0	3
Optima	0.0	0.0	0.0	0.0	0.0	0.0	0.0	0.0	0.1	0.0	0.0	0.1
Osteiner	0.0	0.0	0.0	0.0	0.0	0.0	0.0	0.0	0.0	0.0	0.7	0.7

Variety	Northland	Auckland	Waikato / Bay of Plenty	Gisborne	Hawke's Bay	Wairarapa	Nelson	Marlborough	North Canterbury	Waitaki Valley	Central Otago	Total Ha 2022
Petit Manseng	0.0	0.2	0.0	0.0	0.0	0.0	0.0	1.0	0.0	0.0	0.0	1
Petit Verdot	0.1	5.2	0.0	0.0	2.7	0.0	0.0	0.1	0.0	0.0	0.0	8
Pinot Blanc	0.0	0.0	0.0	0.0	0.3	0.6	0.9	5.5	0.0	0.0	2.9	10
Pinot Gris	10.9	32.7	0.1	270.7	670.8	46.4	112.0	1,235.6	211.1	13.6	168.9	2,773
Pinot Meunier	0.0	0.0	0.0	0.2	3.2	1.2	3.0	6.2	0.1	0.0	0.8	15
Pinot Noir	0.3	5.2	1.3	26.9	221.1	528.1	162.2	2,719.8	420.8	21.2	1,628.6	5,735
Pinotage	3.7	0.3	0.1	3.5	0.7	0.0	0.0	5.8	0.6	0.0	0.0	15
Plantet	0.0	0.0	0.0	0.0	0.0	1.2	0.0	0.0	0.0	0.0	0.0	1
Prosecco-Glera	0.0	0.0	0.0	0.2	0.0	0.0	0.0	0.1	0.0	0.0	0.0	0.3
Riesling	0.0	0.0	0.0	2.0	3.7	18.5	22.9	222.0	266.7	4.0	52.3	592
Rosé - Other	0.0	0.0	0.0	0.0	0.0	0.0	0.0	3.0	0.0	0.0	0.0	3
Roussanne	0.1	0.0	0.0	0.0	0.0	0.1	0.0	0.0	0.0	0.0	0.0	0.2
Sangiovese	0.4	3.1	0.0	0.1	1.1	0.0	0.0	0.2	0.0	0.0	0.0	5
Saperavi	0.0	0.2	0.0	0.0	0.0	0.0	0.0	0.2	0.0	0.0	0.0	0.4
Sauvignon Blanc	2.1	8.3	0.0	271.5	978.4	390.0	609.8	23,775.6	396.3	0.1	38.4	26,471
Sauvignon Gris	0.1	0.0	0.0	0.0	2.6	0.0	1.1	98.6	0.0	0.0	0.3	103
Scheurebe	0.0	0.0	0.0	0.0	0.0	0.0	0.0	0.0	0.8	0.0	0.0	0.8
Seibel	0.0	0.0	0.0	0.0	0.0	0.1	0.0	0.0	0.0	0.0	0.0	0.1
Semillon	0.1	0.8	0.0	0.7	13.5	0.5	0.0	5.4	4.7	0.0	0.0	26
St Laurent	0.0	0.2	0.0	0.0	0.0	0.2	0.0	1.2	0.7	0.0	0.5	3
Syrah	13.4	45.2	0.3	1.4	339.6	10.2	2.4	12.5	8.3	0.1	4.3	438
Tannat	1.3	0.2	0.0	0.0	0.8	0.0	0.0	0.0	0.0	0.0	0.0	2
Tempranillo	0.8	0.8	0.0	0.0	10.1	0.4	0.0	3.2	1.0	0.2	0.9	17
Touriga Nacional	0.0	0.0	0.0	0.0	0.6	0.0	0.0	0.0	0.0	0.0	0.0	0.6
Verdelho	0.0	0.5	0.0	0.0	0.0	0.0	0.0	0.1	0.5	0.0	0.0	1
Vermentino	0.1	0.0	0.0	0.0	0.0	0.0	0.0	0.0	0.0	0.0	0.0	0.1
Viognier	3.1	3.8	0.0	6.8	36.1	2.6	1.0	6.8	1.3	0.5	0.0	62
Wurzer	0.0	0.0	0.0	0.0	0.0	0.0	0.4	0.0	0.0	0.0	0.0	0.4
Zinfandel	0.0	0.0	0.0	0.0	1.8	0.0	0.0	0.0	0.0	0.0	0.1	2
Zweigelt	0.0	0.0	0.0	0.0	0.0	0.0	0.9	0.0	0.0	0.0	0.0	0.9
Other Reds	0.0	0.0	0.0	0.0	0.7	2.0	0.0	0.0	0.0	0.0	0.0	3
Other Whites	0.0	0.0	0.0	0.0	0.0	10.0	0.0	0.0	0.0	0.0	0.0	10
<b>Regional Total</b>	<b>73</b>	<b>266</b>	<b>3</b>	<b>1,232</b>	<b>4,722</b>	<b>1,083</b>	<b>1,067</b>	<b>29,339</b>	<b>1,448</b>	<b>48</b>	<b>2,013</b>	<b>41,295</b>





New Zealand Wine  
Altogether Unique.

